Nevoga®

PRODUCTS

YOUR PARTNER FOR FORMWORK ACCESSORIES

· SINCE 1958 ·

EXPLANATIONS OF SYMBOLS - CERTIFICATES

100% recycled materials were used in the manufacture of the products.

These products are 100% PVC-free.

With the CE marking the manufacturer declares that the product complies with the legal requirements.

Products tested according to the requirements of the relevant DBV leaflet (German Society for Concrete and Construction Technology (DBV)).

Products that have been approved by the „Deutsches Institut für Bautechnik“ (German Institute for Building Technology).

NEVOGA S.R.O.
KOTKOVA 22
66902 ZNOJMO
DIN488-3:2009-08;
DIN488-6:2010-01;
DIN 488-1:2009-08

External control by TÜV LGA Bautechnik GmbH.

External control by UK Certification Authority for Reinforcing Steels.

PLASTIC SPACERS

4

4

4

5

5

6

6

7

7

8

8

8

9

9

10


10


10

10

11

11

12

12

12


13


13

13

13

14 - 17

14 - 17

14 - 17

14 - 17

18

18

19

19

19

19

20

21

21

21

22


22

23

23

CONCRETE SPACERS

26


26


26

27

27

28

28

29

29

30


30

30

31

31

31

31

32

32

33


33

33

34

34

34

35

35

36

36

36

37

37

38

CONCRETE SPACERS

38

39

39

39


39

39

WIRE SPACERS

42

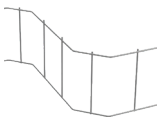
42

43

43

PLASTIC PROFILES

46


46

46

46


47


47


47

47


48

48

48

49

49

FORMWORK ACCESSORIES

52

52

53

53

54

54

55


55

55

55

56

56

56

56

57

57

57

57

57

57

57


58


58

59

59

59

59

60

60

60

60

60

FORMWORK ACCESSORIES

61


61

61

62

62

62

62

62

62

63

63

REINFORCEMENT SYSTEMS


66


68


69

70


71

72

72


73


74


75


76

FORMWORK SYSTEMS

80

80

81

81

82

83

84

84

85


85

85

86

CONSTRUCION FILM & DIMPLED SHEET

92

92

93

93

94

94

95


95


96


96

97

97

97

PRODUCTS

PLASTIC SPACERS

DRUNTERLEISTE

with cut-outs

Item-No.	Concrete cover mm	Length m	m/ Bundle	m/ Pallet
DL15/200	15	2	100	6.600
DL20/200	20	2	100	6.300
DL25/200	25	2	100	4.900
DL30/200	30	2	100	4.200
DL35/200	35	2	60	3.600
DL40/200	40	2	60	2.400
DL45/200	45	2	60	1.440
DL50/200	50	2	60	1.680
DL60/200	60	2	40	1.200
DL70/200	70	2	40	1.120
DL75/200	75	2	40	1.120
DL80/200	80	2	20	960

Other length available on request.
Approved according to DBV specification „Abstandhalter“ DBV - c - L2/F

DRUNTERLEISTE VOLL

with holes at the side

Item-No.	Concrete cover mm	Length m	m/ Bundle	m/ Pallet
DLO25/200	25	2	100	4.900
DLO30/200	30	2	100	4.200
DLO35/200	35	2	60	3.600
DLO40/200	40	2	60	2.400
DLO45/200	45	2	60	1.440
DLO50/200	50	2	60	1.680
DLO60/200	60	2	40	1.200
DLO70/200	70	2	40	1.120

Other length available on request.
Approved according to DBV specification „Abstandhalter“ DBV - c - L2/F

closed at the side

Item-No.	Concrete cover mm	Length m	m/ Bundle	m/ Pallet
DLV15/200	15	2	100	6.600
DLV20/200	20	2	100	6.300
DLV25/200	25	2	100	4.900
DLV30/200	30	2	100	4.200
DLV35/200	35	2	60	3.600
DLV40/200	40	2	60	2.400
DLV45/200	45	2	60	1.440
DLV50/200	50	2	60	1.680
DLV60/200	60	2	40	1.200
DLV70/200	70	2	40	1.120
DLV75/200	75	2	40	1.120
DLV80/200	80	2	20	960

Other length available on request.
Approved according to DBV specification „Abstandhalter“ DBV - c - L2/F

DRUPAK

Large-area and very stable spacer, mainly for the lower reinforcement. Made of 100% recycled, PVC-free plastic. Very good concrete flow through large side and top cut-outs. Only limited suitable for fair-faced concrete and precast ceilings.

Drupak „1“
Width 36mm

Item-No.	Concrete cover mm	Length m	m/ Bundle	m/ Pallet
DP..15/200	15	2	100	6.000
DP...20/200	20	2	100	6.000
DP...25/200	25	2	100	5.400
DP...30/200	30	2	100	5.400
DP...35/200	35	2	60	4.680
DP...40/200	40	2	60	4.320
DP...50/200	50	2	60	4.320

Because of better stability we advice to use Drupak “2” for concrete cover of 35mm or higher.

Drupak „2“
Width 46mm

Item-No.	Concrete cover mm	Length m	m/ Bundle	m/ Pallet
DPF25/200...2	25	2	100	4.500
DPF30/200...2	30	2	100	4.500
DPF35/200...2	35	2	60	3.900
DPF40/200...2	40	2	60	3.600
DPF45/200...2	45	2	60	3.000
DPF50/200...2	50	2	60	3.000

Approved according to DBV specification „Abstandhalter“ DBV - c - L2/F

DPF - flat on top: *Possible for Drupak „1“ and Drupak „2“.*

DPW - wave on top: *Prevent the rebars from slipping. Only possible for Drupak “1”.*

Plug-in couplings: *Production length 1m. Delivery length 2m, already plugged together.*

DRUWA

Large-area spacer with high stability for the lower reinforcement. Due to its zigzag shape and staggered feet, good concrete flow is ensured. By turning, the DRUWA can easily used for soft surfaces. Due to its special design the pallets are well stack-able! Therefore optimal saving of freight costs and perfect using of storage room.

Item-No.	Concrete cover mm	Length m	Pcs/ Bundle	Pcs/ Pallet
DUW15/80	15	80	70	4.410
DUW20/80	20	80	60	3.780
DUW25/80	25	80	40	2.800
DUW30/80	30	80	40	2.520
DUW35/80	35	80	30	2.100
DUW40/80	40	80	30	1.890
DUW50/80	50	80	20	1.540

DRUKOMP

Width 35mm

Item-No.	Concrete cover mm	Length m	Pcs/ Bundle	Pcs/ Pallet	m/ Pallet for 2m
DUK15/...	15	0,50	32	4.608	9.216
DUK20/...	20	0,50	32	4.608	9.216
DUK25/...	25	0,50	32	4.032	8.064
DUK30/...	30	0,50	32	4.032	8.064
DUK35/...	35	0,50	32	4.032	8.064
DUK40/...	40	0,50	32	3.744	7.488
DUK45/...	45	0,50	32	3.072	6.144
DUK50/...	50	0,50	32	2.816	5.632

Preassembled standard lengths: 0,5m, 1,0m, 1,5m, 2,0m, 2,5m und 3,0m
Approved according to DBV specification „Abstandhalter“ DBV - c - L1/F/T/A

DRUSPITZ-PLUS

Spacers for light reinforcement with very good concrete flow. Special foot spikes minimise contact with formwork. Vertical spikes on top prevent the reinforcement from slipping. Can be supplied without spikes on top. Can be extended as required using plug-in connection.

Width 40mm

Item-No.	Concrete cover mm	Length m	Pcs/ Bundle	Pcs/ Pallet	m/ Pallet for 2m
DUPL15/...	15	1	40	3.520	7.040
DUPL20/...	20	1	40	3.520	7.040
DUPL25/...	25	1	40	3.520	7.040
DUPL30/...	30	1	40	3.200	6.400
DUPL35/...	35	1	40	3.200	6.400
DUPL40/...	40	1	40	3.200	6.400
DUPL45/...	45	1	40	3.200	6.400
DUPL50/...	50	1	40	3.200	6.400

Preassembled standard lengths: 1,0m, 1,5m, 2,0m und 2,5m
Approved according to DBV specification „Abstandhalter“ DBV - c - L1/F/T/A

DRUFILA-PLUS

Spacers for light reinforcement with very good concrete flow. Special foot spikes minimise contact with formwork.

Item-No.	Concrete cover mm	Length m	m/ Bundle	m/ Pallet
DUFPL20/100	20	1	80	3.840
DUFPL25/100	25	1	80	3.520
DUFPL30/100	30	1	80	3.200
DUFPL35/100	35	1	80	2.880
DUFPL40/100	40	1	80	2.560
DUFPL50/100	50	1	80	1.920
DUFPL60/100	60	1	80	1.920

Width 55 mm

Approved according to DBV specification „Abstandhalter“ DBV - c - L1/F/T/A

Very stable due to lateral support.

UNOCLIP

Item-No.	Concrete cover mm	For Iron Ø mm	Pcs/ Box	Pcs/ Pallet	Pcs/ Oktabin*
SCO15/6	15	6	4.000	60.000	-
SCO15/6-8	15	6-8	4.000	60.000	-
SCO20/6	20	6	2.300	34.500	25.000
SCO20/6-8	20	6-8	2.300	34.500	25.000
SCO25/6	25	6	1.500	22.500	18.000
SCO25/6-8	25	6-8	1.500	22.500	18.000
SCO30/6-8	30	6-8	1.300	19.500	13.500
SCO30/8-10	30	8-10	1.300	19.500	13.500
SCO35/6	35	6	1.000	15.000	-
SCO35/6-8	35	6-8	1.000	15.000	-

** loose in Oktabin*

Iron Ø 6 mm

Iron Ø 6-8 mm

Iron Ø 8-10 mm

RAZZO 1

Double wall spacer
RAZZO 1

Spacer for prefabricated double walls. Efficient attachment by sliding shoe underneath the reinforcement. The spacer is in a safe position immediately.

Item-No.	Concrete cover mm	Wall thickness mm	Iron Ø mm	Pcs/ Box	Pcs/ Pallet
RAZ../180	15-50	180	8 or 10	150	3.000
RAZ../200	15-35	200	8 or 10	150	3.000
RAZ../240	15-35	240	8 or 10	150	3.000
RAZ../250	15-35	250	8 or 10	150	3.000
RAZ../300	15-35	300	8 or 10	150	3.000
RAZ../350	15-35	350	8 or 10	100	2.000
RAZ../400	15-35	400	8 or 10	100	2.000

Other length or wall thickness available on request.

RAZZO 2

Double wall spacer
RAZZO 2

Spacer for prefabricated double walls. Small foot for close-meshed reinforcement.

Item-No.	Concrete cover mm	Wall thickness mm	Iron Ø mm	Pcs/ Box	Pcs/ Pallet
RAZ../200	20-35	200	8 or 10	300	6.000
RAZ../240	20-35	240	8 or 10	250	5.000
RAZ../250	20-35	250	8 or 10	250	5.000
RAZ../300	20-35	300	8 or 10	200	4.000

Other length or wall thickness available on request.

RAZZO-PLUS & RAZZO-PRO MIT STAHLKERN

TEST CERTIFICATION ON REQUEST

Double wall spacer with steel core
RAZZO-PLUS (RAZS...)

Double wall spacer with steel core
RAZZO-PRO (RAZP...)

Robust spacer for prefabricated double walls. Made of special plastic in one piece with steel core. Efficient attachment by sliding shoe underneath the reinforcement. The spacer is in a safe position immediately.

Item-No.	Concrete cover mm	Wall thickness mm	Iron Ø mm	Pcs/ Box	Pcs/ Pallet
*RAZS/180S	15-50	180	8	145	3.480
*RAZS/200S	15-50	200	8	125	3.000
*RAZS/240S	15-50	240	8	115	2.760
*RAZS/250S	15-50	250	8	105	2.520
*RAZS/300S	15-50	300	8	90	2.160
RAZP/350S	15-50	350	8	-	420
RAZP/400S	15-50	400	8	-	420

** also available RAZZO-PLUS WU (RAZS/...SQ) !*

RAZZO-PLUS WU

With active sealing ring against liquid entry.
5 Bar test pressure due to DIN EN 12390-8.

DRUNTERECK LEICHT UND STABIL

Extensive spacers for light reinforcement with very good concrete flow. Pointed foot spikes minimise contact with formwork - best result for fair-faced concrete. Round foot spikes for wooden formwork. Vertical burls on top prevent the reinforcement from slipping.

Druntereck „light“ single / double

Item-No.	Concrete cover mm	Dimension mm	Pcs/ Bundle	Pcs/ Pallet
DE...15	15	95x200	120	8.640
DE...20	20	95x200	120	8.640
DE...25	25	95x200	120	8.640
DE...30	30	95x200	120	8.640
DE...35	35	95x200	120	8.640
DE...40	40	95x200	120	8.640
DE...45	45	95x200	120	8.640
DE...50	50	95x200	120	8.640

Druntereck „strong“ single / double

Item-No.	Concrete cover mm	Dimension mm	Pcs/ Bundle	Pcs/ Pallet
DE...15/2Q	15	200x200	90	4.320
DE...20/2Q	20	200x200	90	4.320
DE...25/2Q	25	200x200	90	4.320
DE...30/2Q	30	200x200	90	4.320
DE...35/2Q	35	200x200	90	4.320
DE...40/2Q	40	200x200	90	4.320
DE...45/2Q	45	200x200	90	4.320
DE...50/2Q	50	200x200	90	4.320

Approved according to DBV specification „Abstandhalter“ DBV - c - L1/F/T/A

DRUNTERECK MIT HAKEN

Extensive spacers for vertical reinforcement.

Druntereck single with hooks

Item-No.	Concrete cover mm	Dimension mm	Pcs/ Bundle	Pcs/ Pallet
DEH15	15	95x200	100	7.200
DEH20	20	95x200	100	7.200
DEH25	25	95x200	100	7.200
DEH30	30	95x200	100	7.200
DEH35	35	95x200	100	7.200
DEH40	40	95x200	100	7.200
DEH45	45	95x200	100	7.200
DEH50	50	95x200	100	7.200

Druntereck double with hooks

Item-No.	Concrete cover mm	Dimension mm	Pcs/ Bundle	Pcs/ Pallet
DEH15/2Q	15	200x200	75	3.600
DEH20/2Q	20	200x200	75	3.600
DEH25/2Q	25	200x200	75	3.600
DEH30/2Q	30	200x200	75	3.600
DEH35/2Q	35	200x200	75	3.600
DEH40/2Q	40	200x200	75	3.600
DEH45/2Q	45	200x200	75	3.600
DEH50/2Q	50	200x200	75	3.600

Approved according to DBV specification „Abstandhalter“ DBV - c - L1/F/T/A

FLÄCHENABSTANDHALTER

Ring-shaped spacer

Item-No.	Concrete cover mm	Set/ Bag	Pcs/ Bag	Pcs/ Pallet
FA15	15	25	300	7.200
FA20	20	25	300	4.800
FA25	25	25	300	4.800
FA30	30	25	300	4.800
FA35	35	25	300	4.800

12 rings per set: smallest Ø 150mm, largest Ø 400mm

Approved according to DBV specification „Abstandhalter“ DBV - c - L1/F/T/A

MONTAGEPLATTE

Leveling shims full



Item-No.	Thickness mm	Dimension mm	Pcs/ Bag	Pcs/ Big bag	Pcs/ Pallet
UP02	2	70x70	125	1.000	15.000
UP03	3	70x70	125	1.000	15.000
UP04	4	70x70	125	500	15.000
UP05	5	70x70	125	500	15.000
UP06	6	70x70	125	500	15.000
UP07	7	70x70	125	500	15.000
UP08	8	70x70	125	-	12.000
UP09	9	70x70	125	-	12.000
UP10	10	70x70	125	-	10.000
UP12	12	70x70	125	-	8.000
UP15	15	70x70	50	250	8.000
UP20	20	70x70	50	250	6.000

Leveling shims lightweight

Item-No.	Thickness mm	Dimension mm	Pcs/ Bag	Pcs/ Big bag	Pcs/ Pallet
UP09N	9	70x70	125	-	12.000
UP10N	10	70x70	125	-	10.000
UP15N	15	70x70	50	250	8.000
UP20N	20	70x70	50	250	6.000

Leveling shims horse shoe (length approx. 45mm, slot approx. 22mm wide)

Item-No.	Thickness mm	Dimension mm	Pcs/ Bag	Pcs/ Pallet
UPS02	2	70x70	1.000	15.000
UPS03	3	70x70	1.000	15.000
UPS05	5	70x70	500	15.000
UPS07	7	70x70	500	15.000
UPS09	9	70x70	250	12.000
UPS10	10	70x70	250	10.000
UPS12	12	70x70	250	10.000
UPS15	15	70x70	200	8.000
UPS20	20	70x70	150	6.000

RINGABSTANDHALTER

Item-No.	Concrete cover mm	For bar Ø mm	Pcs/ Bag	Pcs/ Big bag	Pcs/ Pallet
R15	15	4-10	1.000	5.000	60.000
R20	20	4-12	1.000	5.000	50.000
R25	25	4-12	500	2.500	30.000
R30	30	4-12	500	2.000	20.000
R35	35	4-12	200	1.000	12.000
R40	40	4-12	125	500	10.000
R50	50	4-12	100	500	5.000

Wheel spacer



Approved according to DBV specification „Abstandhalter“ DBV - c - L1/F/T/A

Item-No.	Concrete cover mm	For bar Ø mm	Pcs/ Bag	Pcs/ Big bag	Pcs/ Pallet
R20/6-20	20	6-20	250	2.000	40.000
R25/6-20	25	6-20	250	1.000	36.000
R30/6-20	30	6-20	125	1.000	20.000
R35/6-20	35	6-20	125	1.000	18.000
R40/6-20	40	6-20	125	500	14.000
R50/6-20	50	6-20	50	500	8.000

Approved according to DBV specification „Abstandhalter“ DBV - c - L1/F/T/A

Item-No.	Concrete cover mm	For bar Ø mm	Pcs/ Bag	Pcs/ Big bag	Pcs/ Pallet
R60/12-20	60	12-20	250	-	6.500
R75/12-20	75	12-20	125	-	3.000

Approved according to DBV specification „Abstandhalter“ DBV - c - L1/F/T/A

RINGABSTANDHALTER “PILING“

Item-No.	Concrete cover mm	For bar Ø mm	Pcs/ Roll	Pcs/ Pallet
R50GB	50	6-20	45	4.500
R75GB	75	6-20	45	2.205

Wheel spacer „Piling“

HORIZONTAL

Spacer „horizontal“

Item-No.	Concrete cover mm	For bar Ø mm	Pcs/ Bag	Pcs/ Big bag	Pcs/ Pallet
H10	10	4-16	1.000	8.000	40.000
H15	15	4-16	1.000	6.000	36.000
H20	20	4-16	500	4.000	32.000
H25	25	4-16	500	3.500	28.000
H30	30	4-16	250	2.500	25.000
H35	35	4-16	250	1.500	24.000
H40	40	4-16	250	1.250	25.000
H45	45	4-16	125	1.000	12.000
H50	50	4-16	125	1.000	12.000

4-FUSS

The 4-foot is a stable spacer with a large clamping range for middle and heavy reinforcement. Ideal for use in all areas of application in the percast industry and on construciton sites.

Spacer „4-foot“

ATVF - with flat foot spikes

ATVS - with pointed foot spikes

Item-No.	Concrete cover mm	For bar Ø mm	Pcs/ Bag	Pcs/ Big bag	Pcs/ Pallet
ATV...20	20	6-20	500	2.000	12.000
ATV...25	25	6-20	500	1.500	12.000
ATV...30	30	6-20	250	1.500	12.000
ATV...35	35	6-20	250	1.000	10.000
ATV...40	40	6-20	250	1.000	10.000
ATV...45	45	6-20	250	1.000	8.000
ATV...50	50	6-20	125	500	7.500
ATV...55	55	6-20	125	500	7.500

Approved according to DBV specification „Abstandhalter“ DBV - c - A (ATVF = L2, ATVS = L1)

MIT GRUNDPLATTE

Spacer „with baseplate“

Item-No.	Concrete cover mm	For bar Ø mm	Pcs/ Bag	Pcs/ Pallet
ATM1520	15 / 20	8-16	500	16.000
ATM2530	25 / 30	8-16	400	12.800
ATM4050	40 / 50	6-16	200	16.000
ATM5060	50 / 60	6-16	200	13.600
ATM7080	70 / 80	8-16	200	7.200
ATM90100	90 / 100	8-16	100	6.400

DEDU - SCHALUNGSSPANNSTELLE

DEDU - Formwork spacer consisting of distance sleeve 22/26 and cones 22.
Cones not mounted. Delivery without plugs.

Item-No.	Tube Ø mm	Wall thickness mm	Pcs/ Bag	Pcs/ Pallet
DED15D	22/26	150	100	1.800
DED18D	22/26	180	100	1.800
DED20D	22/26	200	100	1.800
DED23D	22/26	230	100	1.800
DED25D	22/26	250	100	1.800
DED30D	22/26	300	100	1.800
DED35D	22/26	350	100	1.800
DED40D	22/26	400	100	1.800
DED50D	22/26	500	100	1.800
DED65D	22/26	650	50	1.800

KONUS

Item-No.	For tube Ø mm	Fitting length mm	Pcs/ Bag	Pcs/ Pallet
K22*	22	10	500	30.000

** K22 also available in blue*

Cone

KONUS INKL. DICHTSCHEIBE

Cone for fair-faced concrete requirement incl. glued on sealing disc.

Item-No.	For tube Ø mm	Outside Ø mm	Fitting length mm	Pcs/ Box	Pcs/ Pallet
K22S	22/26	42	10	500	24.000



DICHTSCHEIBE

EPDM sealing disc with self adhesive foil.

Item-No.	For item	Inside Ø mm	Outside Ø mm	Strength mm	Pcs/ Coil	Coil/ Box	Pcs/ Pallet
DIS43/250	K22	20	42	6	250	9	22.500
DISOP	OP22	25	42	6	250	9	22.500
DISOP26	OP26	27	45	6	250	9	22.500

SICHTBETONKEGEL

Cone in high fair-faced concrete quality. Fits for cone K22. After removing the cone, the fair-faced concrete cone is glued into the conical opening. The result is a small shadow gap.

Item-No.	Material	Ø D1 mm	Ø D2 mm	Length mm	Pcs/ Box	Pcs/ Bag	Pcs/ Pallet
SBK22GB	concrete	38	19	26,5	100	-	4.000
SBK22KS	plastic	37	21,6	28	-	250	5.000

Productvideo

Formwork spacer

Test certificates:
1) Water leakage
2) Fire behaviour F180
3) Airborne sound insulation
4) Suitable for drinking water
5) Aggressive, chemical, poluted water

OKTAGON®-PLUS 22

TEST CERTIFICATION ON REQUEST

Formwork spacer OKTAGON®-PLUS 22 for tie rod Ø 15/17mm.

Item-No.	Wall thickness mm	Pcs/Bag	Pcs/Pallet
*OP15	150	100	2.400
OP175/3T	175	100	2.400
*OP18	180	100	2.400
*OP20	200	100	2.400
OP22/3T	220	100	2.400
*OP24	240	100	2.400
*OP25	250	100	2.400
*OP30	300	100	2.400
*OP35	350	100	1.500
OP36/3T	360	100	1.500
*OP365	365	100	1.500
*OP40	400	100	1.500
OP45/3T	450	50	800
OP50/3T	500	50	800
OP55/3T	550	50	800
OP60/3T	600	50	800

** made of one piece (free of PVC). Delivery incl. plugs.*
Other length available on request.

OKTAGON®-PLUS cone 22

OKTAGON®-PLUS KONUS 22

OKTAGON®-PLUS cone 22 for creating waterproof formwork spacers. Custom made lengths can be made, by using an OKTAGON®-PLUS cone 22 and a 22/26 tube that has to be cut down 8cm less than the required wall thickness.

Item-No.	For tube Ø mm	Pcs/Bag	Pcs/Pallet
OPK	22/26	200	5.000

OKTAGON® plug 22

OKTAGON® STOPFEN 22

OKTAGON® plug 22 for waterproof sealing of OKTAGON®-PLUS cone 22. May only be hammered into place, no glue required!

Item-No.	Pcs/Bag	Pcs/Pallet
OS	200	25.000

TEST CERTIFICATION ON REQUEST

OKTAGON®-PLUS 22 SICHTBETONSCHEIBE AUS GIESSBETON 22

Special solution: Cast concrete plate. To be glued on the OKTAGON® plug. Shadow gap approx. 2mm.

Item-No.	Pcs/Box	Pcs/Pallet
OPS/GBS	100	-

Fair-faced concrete plate 22 made of cast concrete

OKTAGON®-PLUS SICHTBETONSTOPFEN 22

OKTAGON®-PLUS fair-faced concrete plug (plastic) for waterproof sealing of OKTAGON®-PLUS 22. May only be hammered into place, no glue required! The result is a small shadow gap.

Item-No.	Pcs/Bag	Pcs/Pallet
OPS/KS	200	25.000

OKTAGON®-PLUS fair-faced concrete plug 22

Other colours of the OKTAGON®-PLUS fair-faced concrete plug 22 available on request.

OKTAGON®-PLUS SAMPLE BOX

Productvideo

Formwork spacer

Test certificates:
1) Water leakage
2) Fire behaviour F180
3) Airborne sound insulation
4) Suitable for drinking water
5) Aggressive, chemical, poluted water

OKTAGON®-PLUS 26

TEST CERTIFICATION ON REQUEST

Formwork spacer OKTAGON®-PLUS 26 for tie rod Ø 20/23mm.

Item-No.	Wall thickness mm	Pcs/Bag	Pcs/Pallet
OP26/20/3T	200	100	2.400
OP26/24/3T	240	100	2.400
OP26/25/3T	250	100	2.400
OP26/30/3T	300	100	2.400
OP26/35/3T	350	100	1.500
OP26/40/3T	400	100	1.500
OP26/60/3T	600	50	800

Delivery incl. plugs.
Other length available on request.

OKTAGON®-PLUS cone 26

OKTAGON®-PLUS KONUS 26

OKTAGON®-PLUS cone 26 for creating waterproof formwork spacers. Custom made lengths can be made, by using an OKTAGON®-PLUS cone 26 and a 26/30 tube that has to be cut down 8cm less than the required wall thickness.

Item-No.	For tube Ø mm	Pcs/Bag	Pcs/Pallet
OPK26	26/30	200	6.000

OKTAGON® plug 26

OKTAGON® STOPFEN 26

OKTAGON® plug 26 for waterproof sealing of OKTAGON®-PLUS cone 26. May only be hammered into place, no glue required!

Item-No.	Pcs/Bag	Pcs/Pallet
OS26	200	25.000

DICHTSCHEIBE

EPDM sealing disc with self adhesive foil, fits for OKTAGON®-PLUS.

Item-No.	For item	Inside Ø mm	Outside Ø mm	Strength mm	Pcs/Coil	Coil/Box	Pcs/Pallet
DISOP	OP22	25	42	6	250	9	22.500
DISOP26	OP26	27	45	6	250	9	22.500

OKTAGON®

TEST CERTIFICATION ON REQUEST

OKTAGON® is a one-piece formwork spacer. OKTAGON® is resistant to acids and liquor, which are common on construction site.

Item-No.	Wall thickness mm	Pcs/ Bag	Pcs/ Pallet
*O15	150	100	2.400
O175/3T	175	100	2.400
*O18	180	100	2.400
*O20	200	100	2.400
O22/3T	220	100	2.400
*O24	240	100	2.400
*O25	250	100	2.400
*O30	300	100	2.400
*O35	350	100	1.500
O36/3T	360	100	1.500
*O365	365	100	1.500
*O40	400	100	1.500
O45/3T	450	50	800
O50/3T	500	50	800
O55/3T	550	50	800
O60/3T	600	50	800

** made of one piece (free of PVC). Delivery incl. plugs.*
Other length available on request.

Formwork spacer

Test certificates:
1) Water leakage
2) Fire behaviour F180
3) Airborne sound insulation
4) Suitable for drinking water

OKTAGON® KONUS

OKTAGON® cone for creating waterproof formwork spacers. Custom made lengths can be made, by using an OKTAGON® and a 22/26 tube that has to be cut down 8cm less than the required wall thickness.

Item-No.	For tube Ø mm	Pcs/ Bag	Pcs/ Pallet
OK	22/26	200	5.000

OKTAGON® cone

OKTAGON® STOPFEN

OKTAGON® plug 22 for waterproof sealing of OKTAGON® cones. May only be hammered into place, no glue required!

Item-No.	Pcs/ Bag	Pcs/ Pallet
OS	200	25.000

OKTAGON® plug

ABSTANDSROHR

Distance sleeve
with a roughened surface

Item-No.	Inside Ø mm	Outside Ø mm	Length m	m/ Bundle	m/ Pallet
A1419/2	14	19	2	100	3.000
A2024/2	20	24	2	100	3.000
A2026/2	20	26	2	100	3.000
A2225/2	22	25	2	100	4.200
A2226/2	22	26	2	100	3.500
*A2226/2PF	22	26	2	100	3.500
A2228/2	22	28	2	100	3.000
A2630/3	26	30	2	50	2.800
A2631/3	26	31	2	50	2.400
A2632/3	26	32	2	50	2.400
A3036/3	30	36	2	50	1.500
A3236/3	32	36	2	50	1.500

*

Distance sleeve
with a smooth surface

Item-No.	Inside Ø mm	Outside Ø mm	Length m	m/ Bundle	m/ Pallet
A1419/2G	14	19	2	100	3.000
A2024/2G	20	24	2	100	3.000
A2026/2G	20	26	2	100	3.000
A2225/2G	22	25	2	100	4.200
A2226/2G	22	26	2	100	3.500
A2228/2G	22	28	2	100	3.000
A2630/3G	26	30	2	50	2.800
A2631/3G	26	31	2	50	2.400
A2632/3G	26	32	2	50	2.400
A3036/3G	30	36	2	50	1.500
A3236/3G	32	36	2	50	1.500
A3238G	32	38	2	50	1.500
A4046G	40	46	2	30	600

Star tube

Item-No.	Inside Ø mm	Outside Ø mm	Length m	m/ Bundle	m/ Pallet
S0920/2	9	20	2	100	3.000
S1428/2	14	28	2	100	3.000
S2036/2	20	36	2	100	3.000

KONUS

Item-No.	For tube Ø mm	Fitting length mm	Pcs/ Bag	Pcs/ Pallet
K20	20	10	500	24.000
K22*	22	10	500	30.000
K26	26	10	250	28.000
K32	32	10	500	25.000

** K22 also available in blue*

Cone

Item-No.	For tube Ø mm	Fitting length mm	Pcs/ Bag	Pcs/ Big bag	Pcs/ Pallet
K22/2	22	20	250	1.000	25.000
K22/3	22	30	250	1.000	5.000
K22/5	22	50	250	-	5.000
K26/5	26	50	125	500	28.000

STOPFEN

Item-No.	For tube Ø mm	Pcs/ Bag	Pcs/ Pallet
ST20	20	1.000	48.000
ST22	22	1.000	48.000
ST26	26	500	50.000
ST32	32	500	24.000

Plug

RILLENSTOPFEN

Item-No.	For tube Ø mm	Pcs/ Bag	Pcs/ Big bag	Pcs/ Pallet
RST20	20	500	5.000	50.000
RST22	22	500	5.000	50.000

Groove plug

DICHTSTOPFEN

Item-No.	For tube Ø mm	Pcs/ Bag	Pcs/ Big bag	Pcs/ Pallet
DS20	20	500	-	25.000
DS22	22	500	2.500	50.000
DS26	26	250	-	20.000

Sealing plug

MATTENVERBINDER

Spacer with iron Ø 5mm for securing the distance between the reinforcement mesh and maintaining the correct concrete cover.

Item-No.	Concrete cover mm	Wall thickness mm	For iron Ø mm	Pcs/ Bag	Pcs/ Pallet
MV15200	15	200	4-12	100	5.000
MV15240	15	240	4-12	100	5.000
MV15250	15	250	4-12	100	5.000
MV15300	15	300	4-12	100	5.000
MV15350	15	350	4-12	100	5.000
MV15400	15	400	4-12	100	5.000
MV20200	20	200	4-12	100	5.000
MV20240	20	240	4-12	100	5.000
MV20250	20	250	4-12	100	5.000
MV20300	20	300	4-12	100	5.000
MV20350	20	350	4-12	100	5.000
MV20400	20	400	4-12	100	5.000
MV25200	25	200	4-12	100	5.000
MV25240	25	240	4-12	100	5.000
MV25250	25	250	4-12	100	5.000
MV25300	25	300	4-12	100	5.000
MV25350	25	350	4-12	100	5.000
MV25400	25	400	4-12	100	5.000
MV30200	30	200	4-12	100	5.000
MV30240	30	240	4-12	100	5.000
MV30250	30	250	4-12	100	5.000
MV30300	30	300	4-12	100	5.000
MV30350	30	350	4-12	100	5.000
MV30400	30	400	4-12	100	5.000
MV35200	35	200	4-12	100	5.000
MV35240	35	240	4-12	100	5.000
MV35250	35	250	4-12	100	5.000
MV35300	35	300	4-12	100	5.000
MV35350	35	350	4-12	100	5.000
MV35400	35	400	4-12	100	5.000
MV40200	40	200	4-12	100	5.000
MV40240	40	240	4-12	100	5.000
MV40250	40	250	4-12	100	5.000
MV40300	40	300	4-12	100	5.000
MV40350	40	350	4-12	100	5.000
MV40400	40	400	4-12	100	5.000
MV50200	50	200	4-12	100	5.000
MV50240	50	240	4-12	100	5.000
MV50250	50	250	4-12	100	5.000
MV50300	50	300	4-12	100	5.000
MV50350	50	350	4-12	100	5.000
MV50400	50	400	4-12	100	5.000

Other dimension available on request.

SCHALUNGSANSCHLAG PLUS

Item-No.	Wall thickness mm	Colour	Pcs/ Bag	Pcs/ Pallet
DI16P..	160	brown	100	6.000
DI18P..	180	black	100	5.000
DI20P..	200	grey	100	5.000
DI25P..	250	green	75	4.500



..N - with nail
..O - without nail

EXZENTER-PLUS

For quick and user-friendly positioning of formwork on concrete foundations or for distance fixing of reinforcement mats. Easy positioning on rough surfaces. Can be used with almost all common bolt pusher/pin setting tools and magazined nails.

Item-No.	Ø mm	Heigth mm	Pcs/ Bag	Pcs/ Big bag	Pcs/ Pallet
EHP	48	30	100	500	12.000

Excenter hollow

Item-No.	Ø mm	Height mm	Length mm	Pcs/ Box	Pcs/ Pallet
EHPN57	48	30	57	100	8.400

Excenter hollow with nail

EXZENTER

Item-No.	Ø mm	Heigth mm	Pcs/ Bag	Pcs/ Big bag	Pcs/ Pallet
EV	40	30	100	-	10.000

Excenter full

Item-No.	Pole Ø in mm	Length mm	Pcs/ Box
EHNN57	3,7	57	100

Excenter flat headed nail

TUNNELABSTANDHALTER „KUNSTSTOFF“

Tunnel spacer „Plastic“

Item-No.	Concrete cover mm	Dimension mm	For iron Ø mm	Pcs/ Bag	Pcs/ Pallet
KTU50/10	50	65x65	8-10	200	2.400
KTU60	60	65x65	8-10	200	2.400

TUNNELABSTANDHALTER „KREUZ“

Tunnel spacer „Kreuz“

Item-No.	Concrete cover mm	Dimension mm	For iron Ø mm	Pcs/ Bag	Pcs/ Pallet
KTUM50	50	68x68	6	200	2.400

Innovation award „Österreichischer Tunneltag 2010“

TUNNELABSTANDHALTER „BASIS“

Tunnel spacer „Basis“

Item-No.	Concrete cover mm	Dimension mm	For iron Ø mm	Pcs/ Bag	Pcs/ Pallet
KTUS30B	30	80x80	20	200	2.400

Innovation award „Österreichischer Tunneltag 2010“

TUNNELABSTANDHALTER „ADAPTER“

Tunnel spacer „Adapter“

Concrete cover of 35mm, 40mm and 45mm can be obtained by sliding the adapter on the tunnel spacer “Basic”.

Item-No.	Concrete cover mm	Dimension mm	Pcs/ Bag	Pcs/ Pallet
KTUSA5	5	80x80	200	2.000
KTUSA10	10	80x80	200	2.000
KTUSA15	15	80x80	200	2.000

KREUZPROFIL

Item-No.	Concrete cover mm	Length m	m/ Bundle	m/ Pallet
KR20	20	2,5	100	7.000
KR25	25	2,5	100	4.000
KR30	30	2,5	100	3.500

Other length available on request.

KREUZPROFIL GEDREHT

Item-No.	Concrete cover mm	Length m	m/ Bundle	m/ Pallet
KR20S	20	2,5	100	7.000
KR25S	25	2,5	100	4.000
KR30S	30	2,5	100	3.500

Other length available on request.

Kreuzprofil twisted

PRODUCTS

CONCRETE SPACERS

DREIKANT VOLL

Fibre concrete linear spacer „Triangle full“

Item-No.	Concrete cover mm	Length m	Pcs/ Pallet
FBD2010	20	1	1.500
FBD2510	25	1	1.000
FBD3010	30	1	750
FBD3510	35	1	600
FBD4010	40	1	400
FBD4510	45	1	300
FBD5010	50	1	250
FBD5510	55	1	250
FBD6010	60	1	250
FBD7010	70	1	175

Approved according to DBV specification „Abstandhalter“ DBV - c - L2/F/T/A

DREIKANT T-PROFIL

Fibre concrete linear spacer „Triangle T-Profil“

Item-No.	Concrete cover mm	Length m	Pcs/ Pallet
FBT2510	25	1	1.500
FBT3010	30	1	1.000
FBT3510	35	1	750
FBT4010	40	1	600
FBT4510	45	1	500
FBT5010	50	1	400
FBT5510	55	1	300
FBT6010	60	1	250
FBT7010	70	1	250
FBT8010	80	1	200

Approved according to DBV specification „Abstandhalter“ DBV - c - L2/F/T/A

DREIKANT KONKAV

Fibre concrete linear spacer „Triangle concave“

Item-No.	Concrete cover mm	Length m	Pcs/ Pallet
FBK2510	25	1	1.500
FBK3010	30	1	1.000
FBK3510	35	1	750
FBK4010	40	1	600
FBK4510	45	1	500
FBK5010	50	1	400
FBK5510	55	1	300
FBK6010	60	1	250
FBK7010	70	1	250
FBK8010	80	1	200

Approved according to DBV specification „Abstandhalter“ DBV - c - L2/F/T/A

VIERKANT

Item-No.	Concrete cover mm	Length m	Pcs/ Pallet
FBV2010	20	1	1.000
FBV2510	25	1	700
FBV3010	30	1	500
FBV304010	30-40	1	400
FBV3510	35	1	400
FBV4010	40	1	250
FBV405010	40-50	1	250
FBV4510	45	1	250
FBV5010	50	1	200
FBV5510	55	1	175
FBV6010	60	1	125
FBV7010	70	1	100
FBV7510	75	1	100

Fibre concrete linear spacer „Square“

Approved according to DBV specification „Abstandhalter“ DBV - c - L2/F/T/A

RUNDSTAB

Item-No.	Concrete cover mm	Length m	Pcs/ Pallet
FBR2010	20	1	1.500
FBR2510	25	1	1.000
FBR3010	30	1	750
FBR3510	35	1	500
FBR4010	40	1	400
FBR4510	45	1	300
FBR5010	50	1	250
FBR5510	55	1	200

Fibre concrete linear spacer „Round bar“

Approved according to DBV specification „Abstandhalter“ DBV - c - L2/F/T/A

DREIKANT MIT HAKEN

Fibre concrete spacer
„Triangle with hooks“

Item-No.	Concrete cover mm	Length m	Pcs/ Box	Pcs/ Pallet
FBKH2018	20	0,18	150	6.000
FBKH2518	25	0,18	125	5.000
FBKH3018	30	0,18	125	5.000
FBKH3518	35	0,18	100	4.000
FBKH4018	40	0,18	100	4.000
FBKH4518	45	0,18	80	3.200
FBKH5018	50	0,18	50	2.000
FBKH5518	55	0,18	45	1.800
FBKH6018	60	0,18	40	1.600
FBKH2033	20	0,33	40	3.000
FBKH2533	25	0,33	75	3.000
FBKH3033	30	0,33	75	3.000
FBKH3533	35	0,33	60	2.400
FBKH4033	40	0,33	50	2.000
FBKH4533	45	0,33	40	1.600
FBKH5033	50	0,33	40	1.280
FBKH5533	55	0,33	25	1.000
FBKH6033	60	0,33	25	1.000

For iron bar up to Ø 12mm.
Approved according to DBV specification „Abstandhalter“ DBV - c - L2/F/T/A

DREIKANT MIT 2 DRÄHTEN

Fibre concrete spacer
„Triangle with two wires“
1,4mm wire (black)



Item-No.	Concrete cover mm	Length m	Pcs/ Box	Pcs/ Pallet
FBKD3018	30	0,18	125	5.000
FBKD3518	35	0,18	100	4.000
FBKD4018	40	0,18	100	4.000
FBKD4518	45	0,18	70	2.800
FBKD5018	50	0,18	50	2.000
FBKD5518	55	0,18	45	1.800
FBKD6018	60	0,18	40	1.600
FBKD3033	30	0,33	65	2.600
FBKD3533	35	0,33	55	2.200
FBKD4033	40	0,33	45	1.800
FBKD4533	45	0,33	40	1.600
FBKD5033	50	0,33	35	1.400
FBKD5533	55	0,33	25	1.000
FBKD6033	60	0,33	25	1.000

On request with galvanized wire.
Approved according to DBV specification „Abstandhalter“ DBV - c - L2/F/T/A

SCHLANGE OHNE NOPPEN

Item-No.	Concrete cover mm	Length m	Pcs/ Pallet
FBS2010	20	1	1.500
FBS2510	25	1	1.500
FBS3010	30	1	1.250
FBS3510	35	1	1.000
FBS4010	40	1	750
FBS4510	45	1	600
FBS5010	50	1	600
FBS5510	55	1	500
FBS6010	60	1	400
FBS2008	20	0,8	2.000
FBS2508	25	0,8	1.750
FBS3008	30	0,8	1.500
FBS3508	35	0,8	1.250
FBS4008	40	0,8	1.000
FBS4508	45	0,8	750
FBS5008	50	0,8	600
FBS5508	55	0,8	500
FBS6008	60	0,8	500

Approved according to DBV specification „Abstandhalter“ DBV - c - L2/F/T/A

Fibre concrete spacer „Snake without burls“

SCHLANGE MIT NOPPEN

Item-No.	Concrete cover mm	Length m	Pcs/ Pallet
FBSN2010	20	1	1.500
FBSN2510	25	1	1.500
FBSN3010	30	1	1.250
FBSN3510	35	1	1.000
FBSN4010	40	1	750
FBSN4510	45	1	600
FBSN5010	50	1	600
FBSN5510	55	1	500
FBSN6010	60	1	400
FBSN2008	20	0,8	2.000
FBSN2508	25	0,8	1.750
FBSN3008	30	0,8	1.500
FBSN3508	35	0,8	1.250
FBSN4008	40	0,8	1.000
FBSN4508	45	0,8	750
FBSN5008	50	0,8	600
FBSN5508	55	0,8	500
FBSN6008	60	0,8	500

Approved according to DBV specification „Abstandhalter“ DBV - c - L2/F/T/A

Fibre concrete spacer „Snake with burls“

T-SCHLANGE

Fibre concrete spacer „-T-Snake“

Item-No.	Concrete cover mm	Length m	Pcs/ Pallet
FBT2510S	25	1	1.500
FBT3010S	30	1	1.000
FBT3510S	35	1	750
FBT4010S	40	1	600
FBT4510S	45	1	500
FBT5010S	50	1	400
FBT5510S	55	1	300
FBT6010S	60	1	250
FBT7010S	70	1	250
FBT8010S	80	1	200

Approved according to DBV specification „Abstandhalter“ DBV - c - L2/F/T/A

BOGEN OHNE NOPPEN

Fibre concrete spacer „Bow without burls“

Item-No.	Concrete cover mm	Length m	Pcs/ Box	Pcs/ Pallet
FBB2533	25	0,33	80	3.200
FBB3033	30	0,33	65	2.600
FBB3533	35	0,33	60	2.400
FBB4033	40	0,33	40	1.600
FBB4533	45	0,33	40	1.600
FBB5033	50	0,33	25	1.000
FBB2525	25	0,25	100	4.000
FBB3025	30	0,25	80	3.200
FBB3525	35	0,25	75	3.000
FBB4025	40	0,25	65	2.600
FBB4525	45	0,25	60	2.400
FBB5025	50	0,25	40	1.600

Approved according to DBV specification „Abstandhalter“ DBV - c - L2/F/T/A

BOGEN MIT NOPPEN

Fibre concrete spacer „Bow with burls“

Item-No.	Concrete cover mm	Length m	Pcs/ Box	Pcs/ Pallet
FBBN2533	25	0,33	80	3.200
FBBN3033	30	0,33	65	2.600
FBBN3533	35	0,33	60	2.400
FBBN4033	40	0,33	40	1.600
FBBN4533	45	0,33	40	1.600
FBBN5033	50	0,33	25	1.000
FBBN2525	25	0,25	100	4.000
FBBN3025	30	0,25	80	3.200
FBBN3525	35	0,25	75	3.000
FBBN4025	40	0,25	65	2.600
FBBN4525	45	0,25	60	2.400
FBBN5025	50	0,25	40	1.600

Approved according to DBV specification „Abstandhalter“ DBV - c - L2/F/T/A

KNOCHEN OHNE DRAHT

Item-No.	Concrete cover mm	Cut width mm	Pcs/ Bag	Pcs/ Pallet
FBEK20	20-25-30	22	1.000	30.000
FBEK35	35-40-50	25	250	10.000
FBEK45	45-55-60	28	125	5.000

Approved according to DBV specification „Abstandhalter“ DBV - c - L2/F/T/A

Item-No.	Concrete cover mm	Cut width mm	Pcs/ Bag	Pcs/ Pallet
FBEK1520	15-20	24	1.000	20.000
FBEK2530	25-30	24	500	20.000
FBEK3540	35-40	28	250	10.000
FBEK4050	40-50	28	250	10.000
FBEK4555	45-55	28	150	6.000
FBEK5060	50-60	28	125	5.000
FBEK5565	55-65	28	125	5.000

Approved according to DBV specification „Abstandhalter“ DBV - c - L2/F/T/A

Fibre concrete single spacer „Bone without wire“

KNOCHEN MIT DRAHT

Item-No.	Concrete cover mm	Cut width mm	Pcs/ Bag	Pcs/ Pallet
FBEKD20	20-25-30	22	500	25.000
FBEKD35	35-40-50	25	250	10.000
FBEKD45	45-55-60	28	125	5.000

With galvanized wire on request.
Approved according to DBV specification „Abstandhalter“ DBV - c - L2/F/T/A

Item-No.	Concrete cover mm	Cut width mm	Pcs/ Bag	Pcs/ Pallet
FBEKD1520	15-20	24	1.000	20.000
FBEKD2530	25-30	24	500	20.000
FBEKD3540	35-40	28	250	10.000
FBEKD4050	40-50	28	250	10.000
FBEKD4555	45-55	28	150	6.000
FBEKD5060	50-60	28	125	5.000
FBEKD5565	55-65	28	125	4.000

With galvanized wire on request.
Approved according to DBV specification „Abstandhalter“ DBV - c - L2/F/T/A

Fibre concrete single spacer „Bone with wire“ 1,2mm wire

EINZELABSTANDHALTER MIT DRAHT

Fibre concrete single spacer „with wire“ 1,2mm wire (black)

Item-No.	Concrete cover mm	Cut width mm	Pcs/ Bag	Pcs/ Pallet
FBETD20	20	22	1.000	50.000
FBETD25	25	22	1.000	40.000
FBETD30	30	25	500	20.000
FBETD35	35	25	500	20.000
FBETD40	40	25	500	20.000
FBETD45	45	28	250	10.000
FBETD50	50	28	250	10.000
FBETD55	55	28	200	8.000
FBETD60	60	28	200	8.000
FBETD65	65	28	125	5.000
FBETD70	70	28	125	5.000
FBETD75	75	28	125	5.000
FBETD80	80	35	75	3.000
FBETD85	85	35	75	3.000
FBETD90	90	35	75	3.000
FBETD95	95	40	60	2.400
FBETD100	100	40	60	2.400

Approved according to DBV specification „Abstandhalter“ DBV - c - L2/F/T/A

EINZELABSTANDHALTER OHNE DRAHT

Fibre concrete single spacer „without wire“

Item-No.	Concrete cover mm	Cut width mm	Pcs/ Bag	Pcs/ Pallet
FBET20	20	22	1.000	50.000
FBET25	25	22	1.000	40.000
FBET30	30	25	500	20.000
FBET35	35	25	500	20.000
FBET40	40	25	500	20.000
FBET45	45	25	250	10.000
FBET50	50	28	250	10.000
FBET55	55	28	200	8.000
FBET60	60	28	200	8.000
FBET65	65	28	125	5.000
FBET70	70	28	125	5.000
FBET75	75	28	125	5.000
FBET80	80	35	75	3.000
FBET85	85	35	75	3.000
FBET90	90	35	75	3.000
FBET95	95	40	60	2.400
FBET100	100	40	60	2.400

Approved according to DBV specification „Abstandhalter“ DBV - c - L2/F/T/A

MIT HOHLKEHLE

Item-No.	Concrete cover mm	Cut width mm	Depth of hollow mm	Width of hollow mm	Pcs/ Bag	Pcs/ Pallet
FBE2H20/30/10	20	30	10	12	250	8.000
FBE2H25/30/10	25	30	10	12	200	8.000
FBE2H30/30/10	30	30	10	12	200	8.000
FBE2H35/30/10	35	30	10	12	200	8.000
FBE2H40/30/10	40	30	10	12	200	8.000
FBE2H45/30/10	45	30	10	12	150	6.000
FBE2H50/30/10	50	30	10	12	150	6.000

For iron bar up to Ø 12mm.
Approved according to DBV specification „Abstandhalter“ DBV - c - L2/F/T/A

Fibre concrete spacer „with groove“ with 2 hooks lengthwise

Item-No.	Concrete cover mm	Cut width mm	Depth of hollow mm	Width of hollow mm	Pcs/ Bag	Pcs/ Pallet
FBE2H20/40/10Q	20	40	10	12	200	6.000
FBE2H25/40/10Q	25	40	10	12	150	6.000
FBE2H30/40/10Q	30	40	10	12	150	6.000
FBE2H35/40/10Q	35	40	10	12	150	6.000
FBE2H40/40/10Q	40	40	10	12	150	6.000
FBE2H45/40/10Q	45	40	10	12	150	6.000
FBE2H50/40/10Q	50	40	10	12	125	5.000

For iron bar up to Ø 12mm.
Approved according to DBV specification „Abstandhalter“ DBV - c - L2/F/T/A

Fibre concrete spacer „with groove“ with 2 hooks across

TUNNELABSTANDHALTER FASERBETON

Item-No.	Concrete cover mm	Dimension mm	Pcs/ Bag	Pcs/ Pallet
FBTU40D2	40	100x100	25	1.000
FBTU50D1	50	100x100	25	1.000

Optional with glued on geotextile for protection of the tunnel foil.
Dimension 80x80 or 80x100mm also possible.
Approved according to DBV specification „Abstandhalter“ DBV - c - L2/F/T/A

Fibre concrete tunnel spacer „Faserbeton“ 2x 1,4mm wire (black)

SCHLITZWANDABSTANDHALTER

Item-No.	Concrete cover mm	Length mm	Width mm	Slope	Pcs/ Pallet
FBVS50/250	50	150/250	50	45°	800
FBVS70/330	70	190/330	70	45°	300

Custom-made product. Other dimension available on request.
Approved according to DBV specification „Abstandhalter“ DBV - c - L2/F/T/A

Fibre concrete spacer „Diaphragm“

FLACHE AUFLAGE „RUND“

Cast concrete single spacer „Conical shape“

..KK - with plastic clamp
..FB - with shuttlecock clip
..O - with eye hook

Item-No.	Concrete cover mm	For bar Ø mm	Pcs/ Bag	Pcs/ Pallet
GBFA20..	20	4-14	300	12.000
GBFA25..	25	4-14	285	11.400
GBFA30..	30	4-14	240	9.600
GBFA35..	35	4-14	215	8.600
GBFA40..	40	4-14	190	7.600
GBFA50..	50	4-14	130	5.200
GBFA60..	60	4-14	95	3.800

Approved according to DBV specification „Abstandhalter“ DBV - c - L2/F/T/A

FLACHE AUFLAGE „QUADRAT“

Cast concrete single spacer „Square shape“

..KK - with plastic clamp
..FB - with shuttlecock clip
..O - with eye hook

Item-No.	Concrete cover mm	For bar Ø mm	Pcs/ Bag	Pcs/ Pallet
GBFAQ20..	20	4-14	440	17.600
GBFAQ25..	25	4-14	325	13.000
GBFAQ30..	30	4-14	295	11.800
GBFAQ40..	40	4-14	185	7.400
GBFAQ50..	50	4-14	150	6.000
GBFAQ55..	55	4-14	100	4.000
GBFAQ60..	60	4-14	90	3.600
GBFAQ70..	70	4-14	70	2.800

Approved according to DBV specification „Abstandhalter“ DBV - c - L2/F/T/A

RUNDE AUFLAGE

Cast concrete single spacer „Circular shape“

..KK - with plastic clamp
..FB - with shuttlecock clip
..O - with eye hook

Item-No.	Concrete cover mm	For bar Ø mm	Pcs/ Bag	Pcs/ Pallet
GBRA20..	20	4-14		
GBRA25..	25	4-14	325	13.000
GBRA30..	30	4-14	300	12.000
GBRA35..	35	4-14	250	10.000
GRBR40..	40	4-14		

Approved according to DBV specification „Abstandhalter“ DBV - c - L2/F/T/A

3-PUNKT AUFLAGE

Item-No.	Concrete cover mm	For bar Ø mm	Pcs/ Bag	Pcs/ Pallet
GBVA20..	20	4-14	350	14.000
GBVA25..	25	4-14	325	13.000
GBVA30..	30	4-14	300	12.000
GBVA35..	35	4-14	250	10.000
GBVA40..	40	4-14	250	10.000
GBVA45..	45	4-14	200	8.000
GBVA50..	50	4-14	200	8.000
GBVA60..	60	4-14	115	4.600
GBVA70..	70	4-14	92	3.680

Approved according to DBV specification „Abstandhalter“ DBV - c - L2/F/T/A

Cast concrete single spacer „Three feet“

..KK - with plastic clamp
..FB - with shuttlecock clip
..O - with eye hook

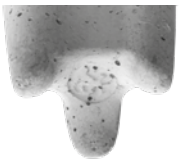

4-PUNKT AUFLAGE

Item-No.	Concrete cover mm	For bar Ø mm	Pcs/ Bag	Pcs/ Pallet
GBVA15/4..	15	4-14	300	18.000
GBVA20/4..	20	4-14	300	18.000
GBVA25/4..	25	4-14	300	18.000
GBVA30/4..	30	4-14	250	13.750
GBVA35/4..	35	4-14	250	11.250
GBVA40/4..	40	4-14	250	10.000
GBVA50/4..	50	4-14	200	8.000

Approved according to DBV specification „Abstandhalter“ DBV - c - L2/F/T/A

Cast concrete single spacer „Four feet“

..KK - with plastic clamp
..FB - with shuttlecock clip
..O - with eye hook

TEST CERTIFICATION ON REQUEST

ROHR AUS FASERBETON

Fibre concrete tube for tie rod 15mm

Item-No.	Inside Ø mm	Length mm	Pcs/ Bundle	Pcs/ Pallet
FBRO22/125	22	1.250	5	400

Test certificates:
1) Water leakage
2) Fire behaviour F180
3) Airborne sound insulation
4) Suitable for drinking water

ROHR AUS FASERBETON, FIXLÄNGE

Fibre concrete tube with fix length, for tie rod 15/17mm

Item-No.	Inside Ø mm	Length mm	Pcs/ Bundle	Pcs/ Pallet
FBRO22/12	22	120	100	4.000
FBRO22/14	22	140	80	3.200
FBRO22/15	22	150	80	3.200
FBRO22/18	22	180	64	2.560
FBRO22/20	22	200	50	2.000
FBRO22/22	22	220	50	2.000
FBRO22/23	22	230	40	1.600
FBRO22/24	22	240	40	1.600
FBRO22/25	22	250	40	1.600
FBRO22/28	22	280	30	1.200
FBRO22/30	22	300	30	1.200
FBRO22/33	22	330	30	1.200
FBRO22/34	22	340	30	1.200
FBRO22/35	22	350	30	1.200
FBRO22/36	22	360	30	1.200
FBRO22/38	22	380	30	1.200
FBRO22/40	22	400	30	1.200

FASERBETONSTOPFEN

Fibre concrete plug

Item-No.	For Ø mm	Length mm	Pcs/ Bag	Pcs/ Pallet
FBRST22/20	22	20	1.000	40.000
FBRST22/50	22	50	500	20.000

GIESSBETONKEGEL

Only limited suitable for fair-faced concrete. Fits for cone K22/5.

Concrete cone for K22/5

Item-No.	Ø D1 mm	Ø D2 mm	Length mm	Pcs/ Bag	Pcs/ Pallet
GBK40/5	41	31	39	250	6.250

NEVO-FBK 1

Item-No.	Quantity/ bucket in kg	Kg/ Pallet
FBA/1	1,5	144

Advantages:
- Single-component adhesive
- Very large opening allows easy insertion of plugs
- Can be applied at once
- Can even be applied to slightly damp surface
- Shelf live of 12 months (for new and unopened cans)
- Can be stored in unheated rooms (down to -30°C and up to +80°C)
- 1 Set contains 3 tubes pouch each 500 gramm

Quantity required for 1.000 plugs: approx. 3kg

HANDVERFÜLLPRESSE 310ML

Caulking gun 310ml

Stable aluminium design with smooth push rod, strong transmission and galvanised handle for cartridges and bags.
- pole is shaped as an oktagon with automatic pressure release; no delay yield of the sealing mass
- well formed grip

Item-No.	Quantity/ Pcs
FBHVP2	1

HANDVERFÜLLPRESSE 600ML

Caulking gun 600ml

Stable aluminium design with smooth push rod, strong transmission and galvanised handle for cartridges and bags.
- pole is shaped as an oktagon with automatic pressure release; no delay yield of the sealing mass
- well formed grip

Item-No.	Quantity/ Pcs
FBHVP	1

Extension for caulking gun (FBHVPVD) for FBHVP and FBHVP2 available on request!

SICHTBETONKEGEL

Fair-faced concrete plug for K22

Cone in high fair-faced concrete quality. Fits for cone K22. After removing the cone, the fair-faced concrete cone is glued into the conical opening. The result is a small shadow gap.

Item-No.	Material	Ø D1 mm	Ø D2 mm	Length mm	Pcs/ Box	Pcs/ Bag	Pcs/ Pallet
SBK22GB	concrete	38	19	26,5	100	-	4.000
SBK22KS	plastic	37	21,6	28	-	250	5.000

SBK22KS
in black



SBK22GB

SBK22KS
in grey

Fair-faced concrete plug for K22/5

Plug in high fair-faced concrete quality to close the point. After the cone K22/5 has been removed, the exposed plug is glued into the conical opening. There is a shadow gap left.

Item-No.	Ø D1 mm	Ø D2 mm	Length mm	Pcs/ Box
FBRK22/5	41	30	40	150

KONUS

Plastic cone

Item-No.	For tube Ø mm	Fitting length mm	Pcs/ Bag	Pcs/ Big bag	Pcs/ Pallet
K22*	22	10	500	-	30.000
K22/2	22	20	250	1.000	25.000
K22/3	22	30	250	1.000	5.000
K22/5	22	50	250	-	5.000
K26/5	26	50	125	500	28.000

** K22 also available in blue*

STOPFEN MIT ENTLÜFTUNGSLÖCHERN

Item-No.	Pcs/Bag	Pcs/Pallet
ST22E	1.000	60.000

Plastic vent plug

DICHTKAPPE

Item-No.	Fitting length mm	Pcs/Bag	Pcs/Big bag	Pcs/Pallet
DIK22	1	250	5.000	70.000

Plastic sealing cap for Ø 22mm

KUPPLUNG

Item-No.	Fitting length mm	Pcs/Bag	Pcs/Big bag	Pcs/Pallet
DIKU22	1	250	2.500	35.000

Plastic sleeve connector for Ø 22mm

FASERBETONROLLE

Item-No.	Concrete cover mm	Cut width mm	Inside Ø / Outside Ø	Pcs/Bag	Pcs/Pallet
FBRL35/25	35	25	13/83	100	3.000
FBRL45/25	45	25	13/102	50	2.000
FBRL50/30	50	30	14/114	40	1.600
FBRL55/30	55	30	14/124	30	1.200

Fibre concrete „Circular spacer“

ABSTANDHALTER FÜR BRANDSCHUTZBEWEHRUNG

Item-No.	Concrete cover mm	Cut width mm	Pcs/Bag	Pcs/Pallet
FBBR45S	45	25	250	10.000
FBBR50S	50	25	200	8.000
FBBR60S	60	25	-	6.000

Spacer for fire resisting reinforcement

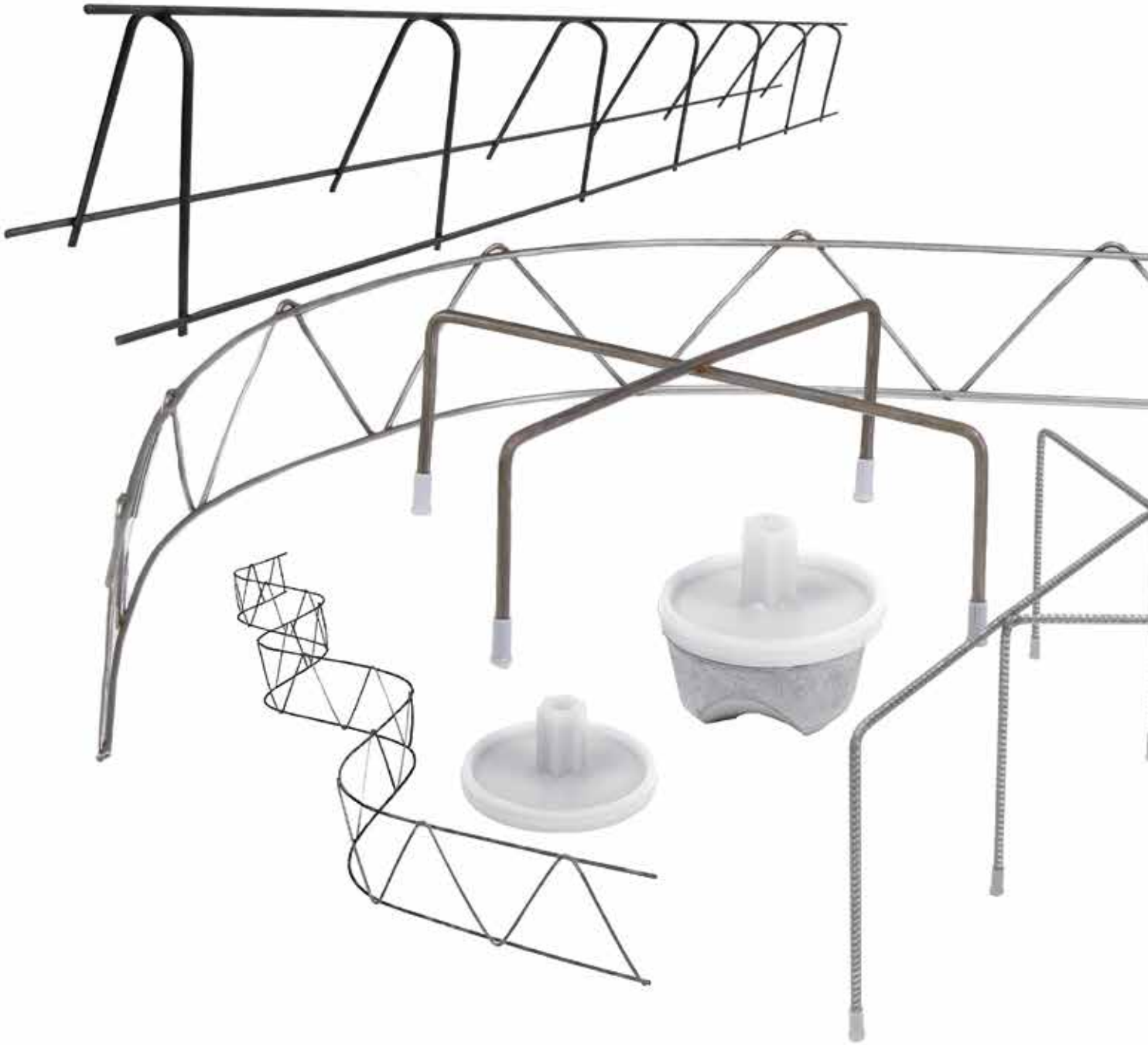

PRODUCTS

WIRE SPACERS

S-SCHLANGE

certified type

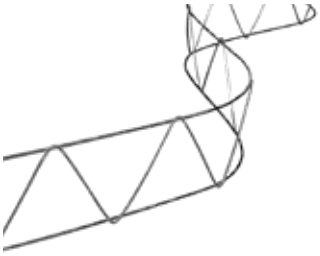

This product has been tested and certified in accordance with the requirements of the DBV datasheet: „DBV-Merkblatt Unterstützungen“ July 2002

Wire spacer between upper and lower reinforcement mesh.
Snake form ensures high firmness and stability. No contact to formwork so no risk of corrosion.

Item No.	Hight mm	Length m	Pcs/ Bundle	Pcs/ Pallet
UK04AZ	40	2	25	2.000
UK05AZ	50	2	25	1.000
UK06AZ	60	2	25	1.000
UK07AZ	70	2	25	1.000
UK08AZ	80	2	25	1.000
UK09AZ	90	2	25	1.000
UK10AZ	100	2	25	1.000
UK11AZ	110	2	25	1.000
UK12AZ	120	2	25	1.000
UK13AZ	130	2	25	1.000
UK14AZ	140	2	25	1.000
UK15AZ	150	2	25	1.000
UK16AZ	160	2	25	1.000
UK17AZ	170	2	25	500
UK18AZ	180	2	25	500
UK19AZ	190	2	25	500
UK20AZ	200	2	25	500

Other dimensions available on request.

S-SCHLANGE - LEICHT

light-weight type

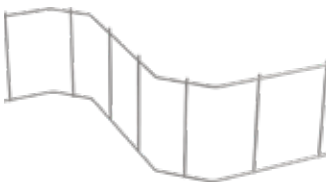

Wire spacer between upper and lower reinforcement mesh.
Snake form ensures high firmness and stability. No contact to formwork so no risk of corrosion

Item No.	Hight mm	Length m	Pcs/ Bundle	Pcs/ Pallet
UK04	40	2	25	1.800
UK05	50	2	25	1.600
UK06	60	2	25	1.400
UK07	70	2	25	1.200
UK08	80	2	25	1.000
UK09	90	2	25	1.000
UK10	100	2	25	800
UK11	110	2	25	800
UK12	120	2	25	600
UK13	130	2	25	600
UK14	140	2	25	600
UK15	150	2	25	600
UK16	160	2	25	600
UK17	170	2	25	400
UK18	180	2	25	400
UK19	190	2	25	400
UK20	200	2	25	400

Other dimensions available on request.

VIERBEIN

- Extremely stable support for the upper layer of reinforcement
- Special feet for all application areas
- High stability by using 6mm steel.

Item No.	Hight mm	Supporting area mm	Steel Ø mm	Pcs/ Packing unit
LVB07	70	200x200	6	50
LVB08	80	200x200	6	50
LVB09	90	200x200	6	50
LVB10	100	200x200	6	50
LVB11	110	200x200	6	50
LVB12	120	200x200	6	50
LVB13	130	200x200	6	50
LVB14	140	200x200	6	50
LVB15	150	200x200	6	50
LVB16	160	200x200	6	50
LVB17	170	200x200	6	50
LVB18	180	200x200	6	50
LVB19	190	200x200	6	50
LVB20	200	200x200	6	50

Other dimensions available on request.

SECHSBEIN

- Extremely stable support for the upper layer of reinforcement.
- Tested: DBV-Merkblatt.
- Special feet for all application areas.
- High stability by using 6mm steel.

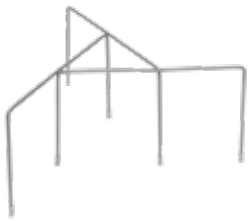

Item No.	Hight mm	Supporting area Ø mm	Steel Ø mm	Pcs/ Packing unit
LSB05	50	410	6	50
LSB06	60	410	6	50
LSB07	70	410	6	50
LSB08	80	410	6	50
LSB09	90	410	6	50
LSB10	100	410	6	50
LSB11	110	410	6	50
LSB12	120	410	6	50
LSB13	130	410	6	50
LSB14	140	410	6	50
LSB15	150	410	6	50
LSB16	160	410	6	50
LSB17	170	410	6	50
LSB18	180	410	6	50
LSB19	190	410	6	50
LSB20	200	410	6	50

Other dimensions available on request.

PLASTIC PROFILES

PRODUCTS

PLASTIC PROFILES

DREIKANTLEISTE

without nail strip

Item-No.	a mm	b mm	Length m	m/ Bundle	m/ Pallet
*D06	06	9	2,5	100	5.000
D10	10	15	2,5	100	10.000
D15	15	21	2,5	100	10.000
D20	20	28	2,5	100	10.000
D25	25	35	2,5	100	4.900
D30	30	41	2,5	100	4.900

** full, no nailing hole*

with nail strip hollow



Item-No.	a mm	b mm	c mm	Length m	m/ Bundle	m/ Pallet
DFH10	10	15	24	2,5	100	10.000
DFH15	15	21	31	2,5	100	9.900
DFH20	20	28	36	2,5	100	4.900
DFH25	25	35	45	2,5	50	2.450
DFH30	30	41	53	2,5	50	1.800

with nail stip full

Item-No.	a mm	b mm	c mm	Length m	m/ Bundle	m/ Pallet
DFV07	7	10	20	2,5	100	10.000
DFV10	10	15	25	2,5	100	10.000
DFV15	15	21	30	2,5	100	5.000

with nail strip full
"HDPE"

Item-No.	a mm	b mm	c mm	Length m	m/ Bundle	m/ Pallet
DFV10PE	10	15	25	2,5	200	9.000
DFV15PE	15	21	30	2,5	120	5.400

Tolerance +/–1,5mm
Length tolerance +10mm, -20mm

ABTROPFPROFIL

Item-No.	a mm	b mm	c mm	Length m	m/ Bundle	m/ Pallet
AT3112	31	10	10	2	40	2.000
AT4510	45	10	10	2	40	2.000
AT55	55	16	12	2	40	2.000

AT3112

AT4510

AT55

Item-No.	a mm	b mm	Length m	m/ Bundle	m/ Pallet
AT3710	37	10	2	40	2.000

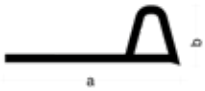

Item-No.	a mm	b mm	c mm	Length m	m/ Bundle	m/ Pallet
T16	16	10	20	2,5	100	2.000
T20	20	10	10	2,5	100	2.000
T30	30	20	15	2,5	100	2.000
T40	40	20	10	2,5	100	2.000
TE20	20	15	10	2,5	100	2.000

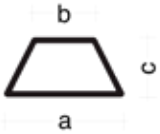

T16, T20, T30, T40

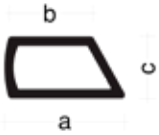

TE20

T-PROFIL

Item-No.	a mm	b mm	Length m	m/ Bundle	m/ Pallet
T22	42	21	2,5	100	5.000

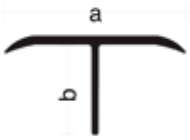

Tolerance +/–1,5mm
Length tolerance +10mm, -20mm

WASSERNASE „WST 15“

Item-No.	a mm	b mm	c mm	d mm	Length m	m/ Bundle	m/ Pallet
WST15	11	15	23	8	2,5	100	5.000

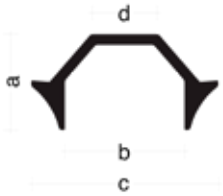

WASSERNASE „WST 20“

Item-No.	a mm	b mm	c mm	d mm	Length m	m/ Bundle	m/ Pallet
WST20	12	20	29	18	2,5	100	5.000

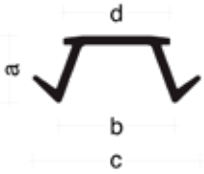

WASSERNASE „WST 30“

Item-No.	a mm	b mm	c mm	d mm	Length m	m/ Bundle	m/ Pallet
WST30	16	30	35	32	2,5	100	2.000

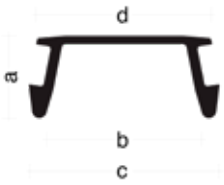

Tolerance +/–1,5mm
Length tolerance +10mm, -20mm

HOLZ-DREIKANTLEISTE

Holz-Dreikantleiste made of wood

Item-No.	a mm	b mm	Length m	m/ Bundle	m/ Pallet
HDK10	11	16	2	200	9.800
HDK15	14	21	2	200	9.800
HDK20	18	26	2	200	9.800
HDK25	25	35	2	100	4.900
HDK30	30	41	2	100	4.900
HDK35	35	49	2	50	2.450
HDK40	40	56	2	50	2.450
HDK50	50	70	2	50	2.450

HOLZ-TRAPEZLEISTE

Holz-Trapezleiste made of wood

Item-No.	a mm	b mm	c mm	Length m	m/ Bundle	m/ Pallet
HT20/200	20	15	10	2	100	4.900
HT30/200	30	20	15	2	100	4.900
HT40/200	40	30	20	2	50	2.450

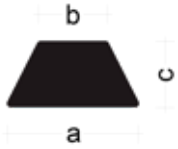

Tolerance +/–1,5mm
Length tolerance +10mm, -20mm



PRODUCTS

FORMWORK ACCESSORIES

Productvideo

NEVOSAFE®-PLUS safety strip with steel core

NEVOSAFE®-PLUS SCHUTZPROFIL

Item-No.	Detail	For iron Ø mm	Length m	Pcs/ Bundle	Pcs/ Pallet
SPS/100	with steel core	8-40	1	6	294

- puncture-resistant
- reuseable
- can be applied in horizontal and vertical positions
- weather-resistant plastic
- secure and stable on all reinforcement diameters
- NEVOSAFE®-PLUS: protection tested from a height of 3.0m up to 100kg (test results available on request)
- available in highly visible colour yellow, orange or red to increase visibility
- free customized printings possible for orders of 2 pallets or more

NEVOSAFE®-PLUS Safety test: 100kg from a height of 3m

NEVOSAFE® safety strip without steel core

NEVOSAFE® SCHUTZPROFIL

Item-No.	Detail	For iron Ø mm	Length m	Pcs/ Bundle	Pcs/ Pallet
SP/100	without steel core	8-40	1	6	294

- no fall protection
- reuseable
- can be applied in horizontal and vertical positions
- weather-resistant plastic
- secure and stable on all reinforcement diameters
- available in highly visible colour yellow, orange or red to increase visibility
- free customized printings possible for orders of 2 pallets or more

No fall protection

***NEVOSAFE®-PLUS** with steel core*



easy and quick to install

***free printing possible** for orders of 2 pallets or more*

... we care about

Productvideo

NEVOSAFE®-PLUS SCHUTZKAPPE

Item-No.	Detail	For iron Ø mm	Pcs/ Box	Pcs/ Pallet
SKAS6/20	with steel core	6-20	40	1.280
SKAS20/36	with steel core	20 - 36	30	960

NEVOSAFE®-PLUS safety cap with steel core

- puncture-resistant
- reuseable
- can be applied in horizontal and vertical positions
- weather-resistant plastic
- secure and stable due to rib construction
- NEVOSAFE®-PLUS: protection tested from a height of 3.0m up to 100kg (test results available on request)
- available in highly visible colour yellow or red to increase visibility
- Safety caps get screwed on the reinforcement

NEVOSAFE®-PLUS Safety test: 100kg from a height of 3m

Large head with 110mm diameter for better protection

***Reinforcement:** By reinforcement, low penetration.*

NEVOSAFE® SCHUTZKAPPE

Item-No.	Detail	For iron Ø mm	Pcs/ Box	Pcs/ Pallet
SKA6/18N	without steel core	6-18	250	12.500
SKA16/32N	without steel core	16-32	250	10.000

NEVOSAFE® safety cap without steel core

- no fall protection
- reuseable
- can be applied in horizontal and vertical positions
- weather-resistant plastic
- secure and stable due to rib construction
- available in highly visible colour yellow or red to increase visibility
- Safety caps get screwed on the bar

No fall protection

Reusable by special rib design!
screw on / screw off
Due to our rib design caps will grip the bar even when they are screwed onto a smaller bar than the one previously protected. This is not possible with conventional caps!

... we care about

TEST CERTIFICATION ON REQUEST

HOHLWANDDÜBEL „K“

Double-wall dowel

Double-wall dowel HWD12 for temporary fixation push-pull props / precast element installation. For mounting of double- and massivwalls. The double-wall dowel is factory-positioned on the formwork with hot glue. Best possible hold by roughened adhesive surfaces with Ø 50mm. Small recess in the adhesive plate for minimal hot glue consumption. Alternative positioning of the cavity wall dowels on steel formwork tables, the adhesive plate can be factory-fixed with a klebepad (double-sided adhesive on carrier foil). Positive effect, there is no more hot glue in the screw guide! To fix the push-pull props on the double-wall dowel a wood screw DIN 571, Ø 12x70mm must be used. Due to a predetermined breaking point of the adhesive plate is easy to remove. Supplied without screw and washer.

Item-No.	Description	Pcs/ Bag	Pcs/ Pallet
HWD12	Double-wall dowel „K“ suitable for wood screw 12x70mm with adhesive plate	250	12.500

HOHLWANDDÜBEL „M“

Double-wall dowel with magnet

Double-wall dowel HWDM12 same application as HWD12. The HWDM12 is positioned on the steel formwork with the reusable magnet for cavity wall dowels. After stripping, the magnet usually remains on the formwork due to its high adhesive force. The HWDM12 is right positioned in the concrete element. To fix the push-pull props on the double-wall dowel a wood screw DIN 571, Ø 12x80mm must be used. Supplied without screw and washer. Order both items HWDM and HWDM12 required.

Item-No.	Description	Pcs/ Bag	Pcs/ Pallet
HWDM12	Double-wall dowel „M“ suitable for wood screw 12x80mm for magnet	250	12.500
HWDM	MAGNET for Double-wall dowel „M“	1	-

MAGNET for Double-wall dowel „M“ (Item-No. HWDM)

+

Double-wall dowel „M“ suitable for wood screw 12x80mm for magnet (Item-No. HWDM12)

=

HOHLWANDDÜBEL „M“

TEST CERTIFICATION ON REQUEST

Productvideo

APPROVED BY Deutsches Institut für Bautechnik DIBt App. No.: Z-21.8-2111

HOHLWANDDÜBEL-PLUS „K“

Application, dimension of the adhesive plate and positioning as with the HWD12. Only the approved MULTI-MONTI®-plus SSK 16x130mm concrete screw may be used to fasten in the HWD-PLUS. Delivery without screw.

Item-No.	Description	Pcs/ Bag	Pcs/ Pallet
HWDP16	Double-wall dowel-PLUS „K“ suitable for screw MULTI-MONTI®-plus SSK 16x130mm with adhesive plate	250	10.000

HOHLWANDDÜBEL-PLUS „M“

Same application as HWD12. To fix the push-pull props on the double-wall dowel-PLUS a MULTI-MONTI®-plus SSK 16x130mm must be used. Supplied without screw. Order both items HWDPM and HWDPM16 required.

Item-No.	Description	Pcs/ Bag	Pcs/ Pallet
HWDPM16	Double-wall dowel-PLUS „M“ suitable for screw MULTI-MONTI®-plus SSK 16x130mm for magnet	250	12.500
HWDPM	MAGNET for Double-wall dowel-PLUS „M“	1	-

MAGNET for HOHLWANDDÜBEL-PLUS „M“ (Item-No. HWDPM)

+

HOHLWANDDÜBEL-PLUS „M“ suitable for screw MULTI- MONTI®-plus SSK 16x130mm for magnet (Item-No. HWDPM16)



=

HOHLWANDDÜBEL-PLUS „M“

SCHRAUBE MULTI-MONTI®

Hexagon head with combined washer and cone. Temporary fastenings of site equipment for example props, push-pull props, guardrails or scaffolding.

MULTI-MONTI®-plus SSK 16x130mm

Item-No.	Description	Pcs/ Box	Pcs/ Pallet
HWDPBS	Screw MULTI-MONTI®-plus SSK 16x130mm for HOHLWANDDÜBEL-PLUS	10	3.360
HWDPBSPH	PRÜFHÜLSE 47794 for screw MULTI-MONTI®-plus SSK 16x130mm	1	-

Prüfhülse 47794

HOHLWANDDÜBEL-PLUS MONTAGSET

Standard Mounting-Set consisting of:

- 30 pcs. MULTI-MONTI®-plus SSK 16x130mm
- each 60 pcs. Leveling shims UP02, UP03, UP05, UP10, UP20

Special charging possible.

Item-No.	Description	Pcs/ VE	Pcs/ Pallet
HWDPSET	Mounting-Set for HOHLWANDDÜBEL- PLUS	1	40

DICHTKAPPE

Sealing cap
from plastic for Ø 22mm

Item-No.	Fitting length mm	Pcs/ Bag	Pcs/ Big bag	Pcs/ Pallet
DIK22	1	250	5.000	70.000

KUPPLUNG

Sleeve connector
from plastic for Ø 22mm

Item-No.	Fitting length mm	Pcs/ Bag	Pcs/ Big bag	Pcs/ Pallet
DIKU22	1	250	2.500	35.000

SCHALSTOPFEN

Plastic plug made of extremly high quality plastic.
Reliable closure of Ø 22mm to Ø 25mm holes in the formwork.

Item-No.	Fitting length mm	Pcs/ Bag	Pcs/ Big bag	Pcs/ Pallet
SST22	1	500	4.000	40.000

4 flaps on the side for centered hold!

DICHTSTOPFEN

Rubber stopper

Flexible plug made of soft PVC for closing of formwork spacers.

Item-No.	For tube Ø mm	Pcs/ Bag	Pcs/ Big bag	Pcs/ Pallet
DS20	20	500	2.500	25.000
DS22	22	500	2.500	50.000
DS26	26	250	1.000	20.000

EINSCHLAGHILFE

Tool for fixing the Rubber stopper.

Item-No.	Quantity/ Pcs
GRD	1

STAPELPLATTE

Item-No.	Type	Material	Width mm	Length mm	Thickness mm	Pcs/ Bag	Pcs/ Box	Pcs/ Pallet
USP1	1	soft / hard	62	161	10	200	-	6.000
USP2	2	soft / hard	62	161	10	200	-	6.000
USP3	3	soft / hard	62	79	10	500	-	18.000
USP4	4	hard	62	79	10	500	-	8.000
USP5	5	soft / hard	62	250	10	-	150	4.800

Stapelplatte with burls



soft (transparent)

hard (grey)



***TYPE 1 -** big*



***TYPE 2** - big and separable, also angled usable*

***TYPE 3** - small*

***TYPE 4** - small with hooks 44mm*

***TYPE 5** - with plug-in coupling*

Typ 5 - make it as long as you want with plug-in coupling

KEIL

Item-No.	Material	a mm	b mm	c mm	Pcs/ Bag	Pcs/ Pallet
KK70/30	plastic	70	30	10	500	25.000
KK110/40	plastic	110	40	20	250	14.000
HK180/60	wood	180	60	24	200	2.400
HK180/80	wood	180	80	24	150	1.800
HK200/80	wood	200	80	38	100	1.200

*

Plastic or wood wedge

RIPPENSTRECKMETALL

Hight of the rib approx. 21mm, dimension: width 445mm, length 2.000mm

A galvanized expanded metal sheet, especially designed for concrete construction. Made of hot dipped zinc coated steel with approx. 21mm deep ribs. It can be used for construction joints and stop ends.

Item-No.	Strength mm	m²/ Bundle	m²/ Pallet	Pcs/ Pallet
HR44520	0,4	89	311,5	350

Hight of the rib approx. 8mm, dimension: width 600mm, length 2.500mm

Plaster base panel made of galvanised sheet steel. The small mesh size ensures better anchoring of the plaster. The 8mm-high ribs make it very robust and highly resistant while retaining good ductility. Easily adaptable to all geometric forms!

Item-No.	Strength mm	m²/ Bundle	m²/ Pallet	Pcs/ Bundle	Pcs/ Pallet
HRL6025	0,3	30	600	20	400

Hight of the rib approx. 4mm, dimension: width 600mm, length 2.500mm

Plaster base panel made of galvanised sheet steel. Very well suited for use with thin plaster layers. The 4mm-high ribs make it very stable while retaining good ductility. Easily adaptable to all geometric forms.

Item-No.	Strength mm	m²/ Bundle	m²/ Pallet	Pcs/ Bundle	Pcs/ Pallet
HRF6025	0,3	30	600	20	400

GEWINDESTAHL

Item-No.	Type mm	Length m	Working load kN	Pcs/ Bundle	kg/ m
GWS15/2/600	15/17	6	90	100	1,44

Tie rod Bar

FLÜGELMUTTER

Item-No.	Type mm	Material	Pcs/ Bag	kg/ Pcs
GWS15/100/FL	15/17	galvanized	100	0,3

Tie rod - Wing Nuts

TELLERMUTTER

Item-No.	Type mm	Material	Ø mm	Pcs/ Bag	kg/ Pcs
GWS15/TM	15/17	galvanized	100	50	0,58

Tie rod - Flanged Nuts

ANKERPLATTE

Item-No.	Type mm	Material	Dimension mm	Pcs/ Bag	kg/ Pcs
GWS15/AP	15/17	black	120x120x10	25	1,06

Tie rod - Waler Plate

WASSERSPERRE

Tie rod - Water Barrier Nut inside closed

Item-No.	Type mm	Material	Wrench size mm	Pcs/ Bag	kg/ Pcs
GWS15/WS	15/17	black	30	50	0,52

KUPPLUNG FÜR WASSERSPERRE

Coupling between water barrier nut and plastic or concrete sleeve.

Item-No.	For hole Ø mm	Length mm	Pcs/ Bag	Pcs/ Big bag	Pcs/ Pallet
DIKUW22N	22 - 26	40	250	2.500	-

FIXANKER

Tie rod - Fixing Anchor

Item-No.	Type mm	Material	Dimension mm	Pcs/ Bag	kg/ Pcs
GWS15/FX	15/17	black	100x70	50	0,45

FIXANKER MIT DISTANZHÜLSE

Tie rod Fixing Anchor glued to fibre-concrete distance Sleeve.

Item-No.	Type mm	Material	Dimension mm	Pcs/ Box	kg/ Pcs
GWS15/FXF	15/17	black, fibre concrete	100x70	20	0,60

Delivery incl. nail plug

NAGELSTOPFEN FÜR FIXANKER MIT DISTANZHÜLSE

Nail plug for Fixing Anchor.

Item-No.	Type mm	Colour	Pcs/ Bag	kg/ Pcs
GWS15/FXN	15/17	black	20	0,06

BETON- UND FELSANKER

Item-No.	Type mm	Material	Borehole Ø mm	Pcs/ Bag	kg/ Pcs
GWS15/FA	15/17	black	34-37mm	50	0,25

Tie rod - Rock Anchor

SECHSKANTMUTTER

Item-No.	Type mm	Length mm	Material	Wrench size mm	Pcs/ Bag	kg/ Pcs
GWS15/SK	15/17	50	black	30	100	0,22

Tie rod - Hexagon Nuts (weldable)

VERBINDUNGSMUFFE

Item-No.	Type mm	Length mm	Material	Wrench size mm	Pcs/ Bag	kg/ Pcs
GWS15/VM	15/17	100	galvanized	30	50	0,46

Tie rod - Connector

KUNSTSTOFFNAGEL

Plastic nail
Length 75 to 125mm

Plastic nail
Length 150 to 275mm

Item-No.	Length mm	For board thickness mm	Pcs/ Bag	Pcs/ Big bag	Pcs/ Palet
N075	75	to 25	1.000	3.000	60.000
N100	100	from 25	500	2.000	40.000
N125	125	from 50	500	1.500	30.000
N150	150	from 75	500	-	25.000
N175	175	from 100	250	-	22.750
N200	200	from 125	250	-	22.750
N250	250	from 175	250	-	16.000
N275	275	from 200	250	-	16.000

HOHLDIELENDECKEL



Item-No.	For hollow-core-slab mm	Pcs/ Pallet
HO160/200	160 and 200	4.200
HO200	200	10.080
HO265/320	265 and 320	2.000
HO320	320	1.440
HO400/450	400 and 450	1.100
HO450/500	450 and 500	960

Universal cap suitable for all manufacturers of hollow-core-slab (machines like Elematic, Weiler, Kähler, etc.)

GEWINDEHÜLSE

Cast in anchor

Item-No.	Length bush mm	Pcs/ Bag
GWH15/GH	100	100

Delivery incl. nail plug

Nail plug

Item-No.	Pcs/ Bag
GWH15/NS	100

A2630

Nail plug for
fair-faced concrete

Item-No.	Pcs/ Bag
GWH15/NSS	100

FEDERSTAHLBINDER

The elastic spring clip fixing ties for joining reinforcing steel.

Spring clip fixing ties

- Simple assembly, no tools required
- Firm seat
- Time-saving
- Economical
- Supplied on cardboard strips
- Optimized packaing for loading

Item-No.	Type	Ø mm	Steel 1 Ø mm	Steel 2 Ø mm	Pcs/ Strip	Pcs/ Box	Pcs/ Pallet
FST6/8	6 / 8	1,45	4 - 6	6 - 8	45x40	14.400	259.200
FST8/8	8 / 8	1,50	6 - 8	6 - 8	50x25	10.000	180.000
FST8/10	8 / 10	1,50	6 - 8	8 - 10	35x40	11.200	201.600
FST8/12	8 / 12	1,60	6 - 8	10 - 12	30x40	9.600	172.800
FST8/14	8 / 14	1,60	6 - 8	12 - 14	25x40	8.000	144.000
FST8/16	8 / 16	1,70	6 - 8	14 - 16	30x25	6.000	108.000
FST8/20	8 / 20	1,85	6 - 8	18 - 20	20x25	4.000	72.000
FST12/14-16	12 / 14-16	2,00	10 - 12	12 - 14 - 16	20x25	4.000	72.000

Other dimensions available on request.

HANDSTRETCHFOLIE

- all-round protection for pallets
- protection against pollution and moistness
- extremely flexible, tough and tear-resistant

Handstretch film

Item-No.	Dimension m	Strength mm	Colour	Coil/ Box	Coil/ Pallet
FHS0175250	0,5 x 250	0,017	transparent	6	240

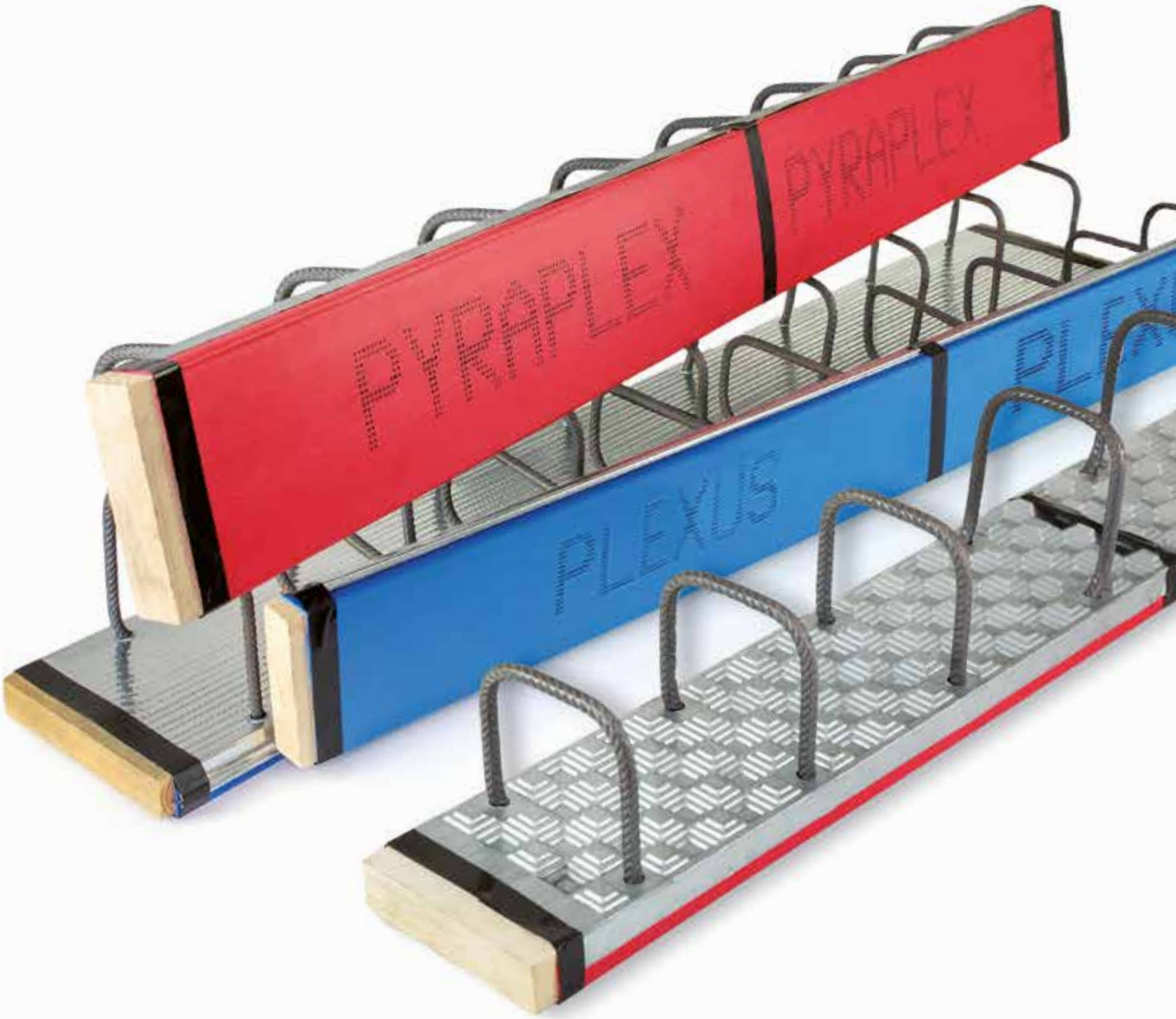
PYRAPLEX
PYRAPLEX
PLEXUS

PRODUCTS

REINFORCEMENT SYSTEMS

REINFORCEMENT SYSTEMS

Productvideo

REINFORCEMENT SYSTEM PLEXUS®, PYRAPLEX®, FTW



PLEXUS®

PLEXUS® is a prefabricated rebar continuity system for reinforced concrete construction. PLEXUS® provides a simple and cost effective method of reinforcement continuity across concrete joints. The surface texture of the box are classified in the category “smooth” according to DBV (German Society for Concrete and Construction Technology) datasheet “Bending back concrete steel and requirements for protective boxes”.

PYRAPLEX®

PYRAPLEX® is the advanced development of the PLEXUS® box with indentations for high share forces. With the new and unique special pyramid design of the box it is the PYRAPLEX® which is the first product that ensures a biaxial transfer of the shearing forces across the length of the construction joint. The surface texture of the box are classified in the category “geared” according to DBV (German Society for Concrete and Construction Technology) datasheet “Bending back concrete steel and requirements for protective boxes”.



PLEXUS® FTW

PLEXUS® FTW for the use in the precast industry or applications where an extra low box height of 20 or 30mm is required. The surface texture of the box are classified in the category “smooth” according to DBV (German Society for Concrete and Construction Technology) datasheet “Bending back concrete steel and requirements for protective boxes”.

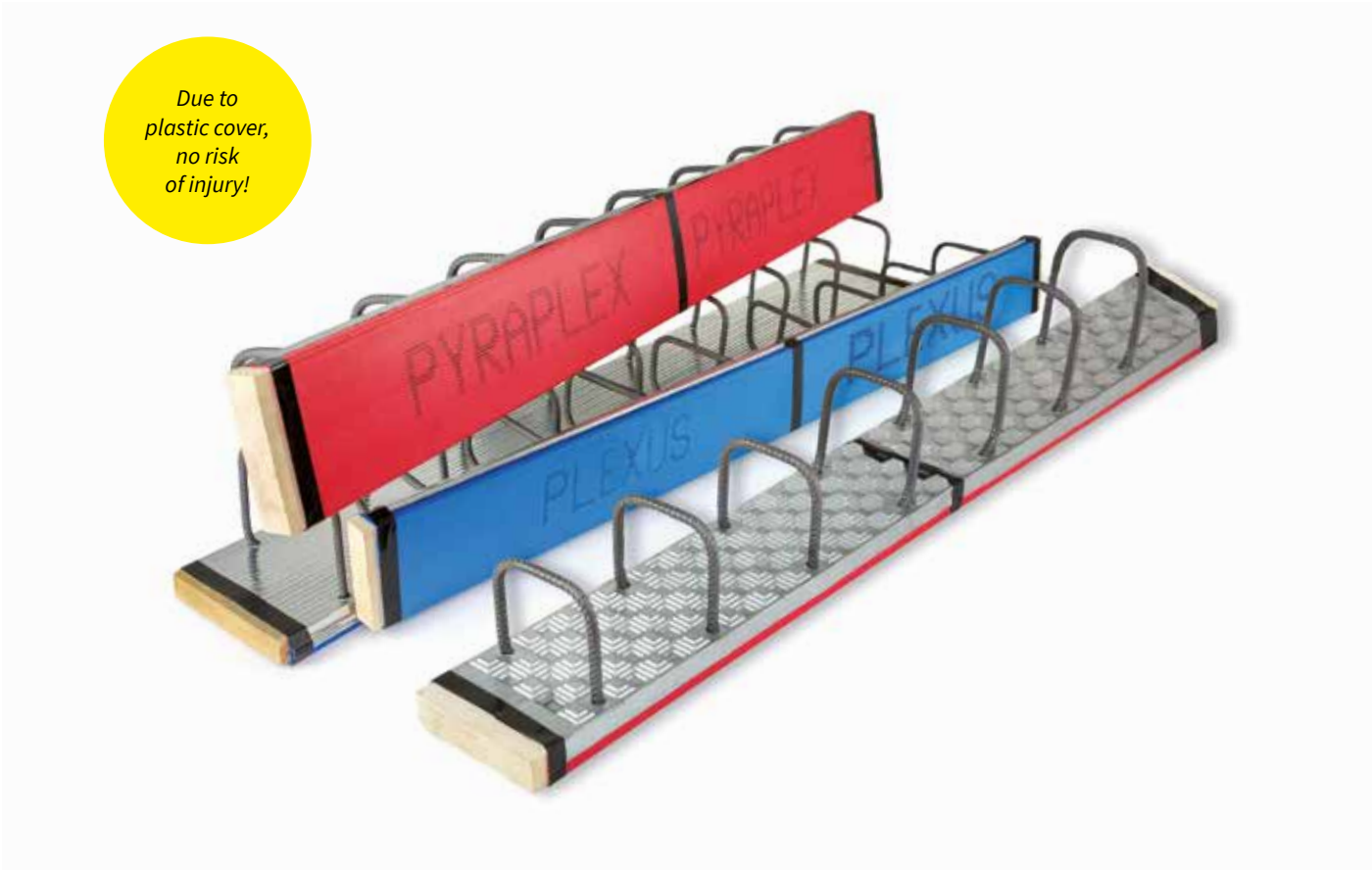

REINFORCEMENT SYSTEMS

The reinforcement system PLEXUS®, PYRAPLEX® and PLEXUS® FTW are certified to the requirements of DIN EN 1992-1-1 with NA(D) and DBV (German Society for Concrete and Construction Technology) datasheet “Bending back concrete steel and requirements for protective boxes”, according to the Eurocode 2, January 2011. The pull out bar lengths are in accordance to DIN 1045-1:2008-08, section 12.3.2. or other local regulations in Europe.

- Diameter of bending roller: 6ds as per Standard
- Bent section of metal connectors within casing
- Transverse hooks on individual strips to simplify insertion of reinforcement
- Galvanised casing can remain inside concrete
- Ends closed with wood, thereby extremely stable
- Plastic cover for lower weight, easier and reduced risk of injury
- No plastic remains in the concrete

All different steel grades required in the European countries are available from stock at short notice.

Pull out length lü:	acc. to DIN 1045:	acc. to ÖNORM B4200:
Ø 8mm:	32cm	29cm
Ø 10mm:	39cm	36cm
Ø 12mm:	46cm	42cm

Tested according to Eurocode2

Due to the manufacture and installation, stirrup height tolerance by 10 to 20mm.
Length of galvanised casing 1.20m, total length with end pieces between 1.22 and 1.25m. Invoiced will be 1.25m.

Following iron Ø are available:

Ø 6mm

Ø 8mm

Ø 10mm

Ø 12mm

Ø 14mm

Ø 16mm

NEVOGA S.R.O.
KOTKOVA 22
66902 ZNOJMO
DIN488-3:2009-08;
DIN488-6:2010-01;
DIN 488-1:2009-08
TÜVRheinland®
LGA
Bautechnik

External control by TÜV LGA Bautechnik GmbH.

CARES
TECHNICAL APPROVAL
5070

UKAS
PRODUCT CERTIFICATION
002

External control by UK Certification Authority for Reinforcing Steels.

NUMBER OF STIRRUPS IN STANDARD ELEMENTS:

Stirrup distance "s" 100mm

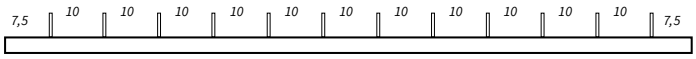

12 stirrups

Stirrup distance "s" 150mm

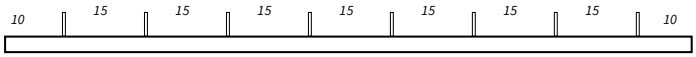

8 stirrups

Stirrup distance "s" 200mm

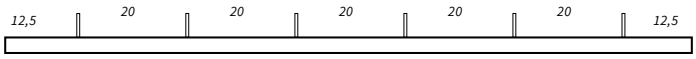

6 stirrups

Stirrup distance "s" 250mm

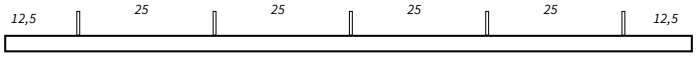

5 stirrups

PLEXUS®

Item-No.	For wall thickness from mm	Iron Ø mm	Stirrup distance „s“mm	Box height mm	m/ Bundle	m/ Pallet
BK0810..	90	8	100	30	12,5	312,5
BK0815..	90	8	150	30	17,5	350
BK0820..	90	8	200	30	17,5	350
BK0825..	90	8	250	30	17,5	350
BK1010..	90	10	100	36	12,5	250
BK1015..	90	10	150	36	15,0	300
BK1020..	90	10	200	36	15,0	300
BK1025..	90	10	250	36	15,0	300
BK1210..	130	12	100	36	8,75	175
BK1215..	130	12	150	36	12,5	200
BK1220..	130	12	200	36	12,5	200
BK1225..	130	12	250	36	12,5	200

Single layer element ø 8mm

Single layer element ø 10mm

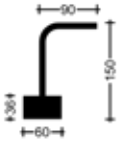

Single layer element ø 12mm

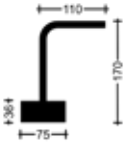

PLEXUS®

Stirrup width 6cm, box width 8,5cm

Item-No.	For wall thickness from mm	Iron Ø mm	Stirrup distance „s“mm	Box height mm	m/ Bundle	m/ Pallet
BK081006..	130	8	100	30	10	120
BK081506..	130	8	150	30	10	120
BK082006..	130	8	200	30	10	120
BK082506..	130	8	250	30	10	120
BK101006..	130	10	100	36	10	120
BK101506..	130	10	150	36	10	120
BK102006..	130	10	200	36	10	120
BK102506..	130	10	250	36	10	120

Double layer element ø 8mm

Double layer element ø 10mm

PLEXUS®

Stirrup width 9cm, box width 11,5cm

Item-No.	For wall thickness from mm	Iron Ø mm	Stirrup distance „s“mm	Box height mm	m/ Bundle	m/ Pallet
BK081009..	160 - 180	8	100	30	7,5	120
BK081509..	160 - 180	8	150	30	7,5	120
BK082009..	160 - 180	8	200	30	7,5	120
BK082509..	160 - 180	8	250	30	7,5	120
BK101009..	160 - 180	10	100	36	7,5	120
BK101509..	160 - 180	10	150	36	7,5	120
BK102009..	160 - 180	10	200	36	7,5	120
BK102509..	160 - 180	10	250	36	7,5	120
*B121009..	160 - 180	12	100	50	7,5	120
BK121509..	160 - 180	12	150	36	7,5	120
BK122009..	160 - 180	12	200	36	7,5	120
BK122509..	160 - 180	12	250	36	7,5	120

** Only possible with steel cover and height 50mm.*

Double layer element ø 8mm

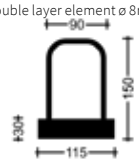

Double layer element ø 10mm

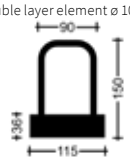

Double layer element ø 12mm

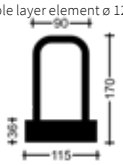

PLEXUS®

Stirrup width 12cm, box width 14,5cm

Item-No.	For wall thickness from mm	Iron Ø mm	Stirrup distance „s“mm	Box height mm	m/ Bundle	m/ Pallet
BK081012..	180 - 200	8	100	30	5,0	100
BK081512..	180 - 200	8	150	30	5,0	100
BK082012..	180 - 200	8	200	30	5,0	100
BK082512..	180 - 200	8	250	30	5,0	100
BK101012..	180 - 200	10	100	36	5,0	100
BK101512..	180 - 200	10	150	36	5,0	100
BK102012..	180 - 200	10	200	36	5,0	100
BK102512..	180 - 200	10	250	36	5,0	100
BK121012..	180 - 200	12	100	36	5,0	100
BK121512..	180 - 200	12	150	36	5,0	100
BK122012..	180 - 200	12	200	36	5,0	100
BK122512..	180 - 200	12	250	36	5,0	100

Double layer element ø 8mm

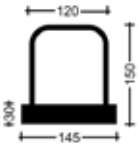

Double layer element ø 10mm

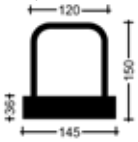

Double layer element ø 12mm

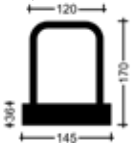

PLEXUS®

Stirrup width 15cm, box width 17,5cm

Item-No.	For wall thickness from mm	Iron Ø mm	Stirrup distance „s“mm	Box height mm	m/ Bundle	m/ Pallet
BK081015..	200 - 240	8	100	30	5,0	100
BK081515..	200 - 240	8	150	30	5,0	100
BK082015..	200 - 240	8	200	30	5,0	100
BK082515..	200 - 240	8	250	30	5,0	100
BK101015..	200 - 240	10	100	36	5,0	100
BK101515..	200 - 240	10	150	36	5,0	100
BK102015..	200 - 240	10	200	36	5,0	100
BK102515..	200 - 240	10	250	36	5,0	100
BK121015..	200 - 240	12	100	36	5,0	100
BK121515..	200 - 240	12	150	36	5,0	100
BK122015..	200 - 240	12	200	36	5,0	100
BK122515..	200 - 240	12	250	36	5,0	100

Double layer element ø 8mm

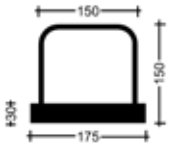

Double layer element ø 10mm

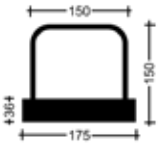

Double layer element ø 12mm

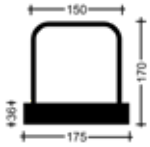

PLEXUS®

Stirrup width 18cm, box width 20,5cm

Item-No.	For wall thickness from mm	Iron Ø mm	Stirrup distance „s“mm	Box height mm	m/ Bundle	m/ Pallet
B081018..	240 - 270	8	100	30	5,0	80
B081518..	240 - 270	8	150	30	5,0	80
B082018..	240 - 270	8	200	30	5,0	80
B082518..	240 - 270	8	250	30	5,0	80
B101018..	240 - 270	10	100	36	5,0	80
B101518..	240 - 270	10	150	36	5,0	80
B102018..	240 - 270	10	200	36	5,0	80
B102518..	240 - 270	10	250	36	5,0	80
B121018..	240 - 270	12	100	36	5,0	60
B121518..	240 - 270	12	150	36	5,0	60
B122018..	240 - 270	12	200	36	5,0	60
B122518..	240 - 270	12	250	36	5,0	60

Double layer element ø 8mm

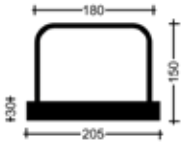

Double layer element ø 10mm

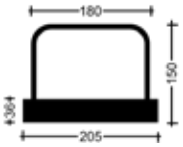

Double layer element ø 12mm

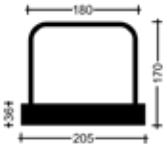

PLEXUS®

Stirrup width 20cm, box width 22,5cm



Item-No.	For wall thickness from mm	Iron Ø mm	Stirrup distance „s“mm	Box height mm	m/ Bundle	m/ Pallet
B081020..	270 - 290	8	100	30	5,0	80
B081520..	270 - 290	8	150	30	5,0	80
B082020..	270 - 290	8	200	30	5,0	80
B082520..	270 - 290	8	250	30	5,0	80
B101020..	270 - 290	10	100	36	5,0	80
B101520..	270 - 290	10	150	36	5,0	80
B102020..	270 - 290	10	200	36	5,0	80
B102520..	270 - 290	10	250	36	5,0	80
B121020..	270 - 290	12	100	36	5,0	60
B121520..	270 - 290	12	150	36	5,0	60
B122020..	270 - 290	12	200	36	5,0	60
B122520..	270 - 290	12	250	36	5,0	60

Double layer element ø 8mm

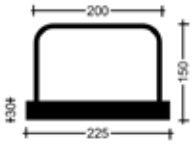

Double layer element ø 10mm

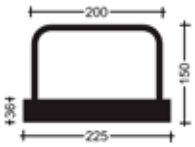

Double layer element ø 12mm

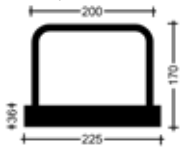

for high share forces



PYRAPLEX®

Box width 11,2cm

Item-No.	For wall thickness from mm	Iron Ø mm	Stirrup distance „s“mm	Box height mm	m/ Bundle	m/ Pallet
BKV0810..	160	8	100	30	7,5	120
BKV0815..	160	8	150	30	7,5	120
BKV0820..	160	8	200	30	7,5	120
BKV1010..	160	10	100	36	7,5	120
BKV1015..	160	10	150	36	7,5	120
BKV1020..	160	10	200	36	7,5	120
BKV1210..	160	12	100	40	7,5	120
BKV1215..	160	12	150	36	7,5	120
BKV1220..	160	12	200	36	7,5	120

Single layer element ø 8mm

Single layer element ø 10mm

Single layer element ø 12mm

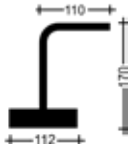

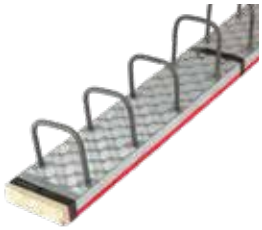

PYRAPLEX®

Stirrup width 9cm, box width 11,2cm

Item-No.	For wall thickness from mm	Iron Ø mm	Stirrup distance „s“mm	Box height mm	m/ Bundle	m/ Pallet
BKV081009..	160 - 180	8	100	30	7,5	120
BKV081509..	160 - 180	8	150	30	7,5	120
BKV082009..	160 - 180	8	200	30	7,5	120
BKV101009..	160 - 180	10	100	50	7,5	120
BKV101509..	160 - 180	10	150	36	7,5	120
BKV102009..	160 - 180	10	200	36	7,5	120
BKV121509..	160 - 180	12	150	50	7,5	120
BKV122009..	160 - 180	12	200	40	7,5	120

Double layer element ø 8mm, 10mm, 12mm

for high share forces

PYRAPLEX®

Stirrup width 12cm, box width 14,2cm



Item-No.	For wall thickness from mm	Iron Ø mm	Stirrup distance „s“mm	Box height mm	m/ Bundle	m/ Pallet
BKV081012..	180 - 200	8	100	30	5,0	100
BKV081512..	180 - 200	8	150	30	5,0	100
BKV082012..	180 - 200	8	200	30	5,0	100
BKV101012..	180 - 200	10	100	40	5,0	100
BKV101512..	180 - 200	10	150	36	5,0	100
BKV102012..	180 - 200	10	200	36	5,0	100
BKV121012..	180 - 200	12	100	50	5,0	100
BKV121512..	180 - 200	12	150	36	5,0	100
BKV122012..	180 - 200	12	200	36	5,0	100

Double layer element ø 8mm, 10mm, 12mm

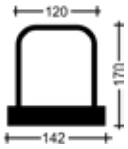

PYRAPLEX®

Stirrup width 15cm, box width 17,2cm

Item-No.	For wall thickness from mm	Iron Ø mm	Stirrup distance „s“mm	Box height mm	m/ Bundle	m/ Pallet
BKV081015..	200 - 240	8	100	30	5,0	100
BKV081515..	200- 240	8	150	30	5,0	100
BKV082015..	200 - 240	8	200	30	5,0	100
BKV101015..	200 - 240	10	100	36	5,0	100
BKV101515..	200 - 240	10	150	36	5,0	100
BKV102015..	200 - 240	10	200	36	5,0	100
BKV121015..	200 - 240	12	100	50	5,0	100
BKV121515..	200 - 240	12	150	36	5,0	100
BKV122015..	200 - 240	12	200	36	5,0	100

Double layer element ø 8mm, 10mm, 12mm

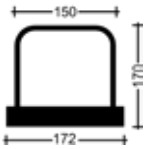

for high share forces



PYRAPLEX®

Stirrup width 18cm, box width 20,2 cm

Item-No.	For wall thickness from mm	Iron Ø mm	Stirrup distance „s“mm	Box height mm	m/ Bundle	m/ Pallet
BKV081018..	240 - 270	8	100	30	5,0	80
BKV081518..	240 - 270	8	150	30	5,0	80
BKV082018..	240 - 270	8	200	30	5,0	80
BKV101018..	240 - 270	10	100	36	5,0	80
BKV101518..	240 - 270	10	150	36	5,0	80
BKV102018..	240 - 270	10	200	36	5,0	80
BKV121018..	240 - 270	12	100	40	5,0	60
BKV121518..	240 - 270	12	150	36	5,0	60
BKV122018..	240 - 270	12	200	36	5,0	60

Double layer element ø 8mm, 10mm, 12mm

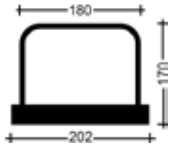



PYRAPLEX®

Stirrup width 20cm, box width 22,2cm

Item-No.	For wall thickness from mm	Iron Ø mm	Stirrup distance „s“mm	Box height mm	m/ Bundle	m/ Pallet
BKV081020..	270 - 290	8	100	30	5,0	80
BKV081520..	270 - 290	8	150	30	5,0	80
BKV082020..	270 - 290	8	200	30	5,0	80
BKV101020..	270 - 290	10	100	36	5,0	80
BKV101520..	270 - 290	10	150	36	5,0	80
BKV102020..	270 - 290	10	200	36	5,0	80
BKV121020..	270 - 290	12	100	36	5,0	60
BKV121520..	270 - 290	12	150	36	5,0	60
BKV122020..	270 - 290	12	200	36	5,0	60

Double layer element ø 8mm, 10mm, 12mm

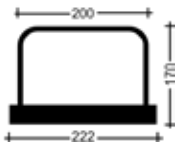

PLEXUS® FOR PRECAST INDUSTRY

Item-No.	For wall thickness from mm	Iron Ø mm	Stirrup distance „s“mm	Box height mm	m/ Bundle	m/ Pallet
BK0815..AG	90	8	150	20	17,5	350
BK0820..AG	90	8	200	20	17,5	350
BK1015..AG	90	10	150	20	15,0	300
BK1020..AG	90	10	200	20	15,0	300
BK1215..AG	130	12	150	30	12,5	200



Single layer element ø 8mm for pre-fabricated section and slip form

Single layer element ø 10mm for pre-fabricated section and slip form

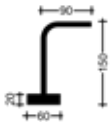

Single layer element ø 12mm for pre-fabricated section and slip form

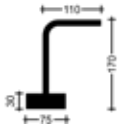

Box height only 20mm or 30mm!

PLEXUS® FOR PRECAST INDUSTRY

Stirrup width 9cm, box width 1,5cm

Item-No.	For wall thickness from mm	Iron Ø mm	Stirrup distance „s“mm	Box height mm	m/ Bundle	m/ Pallet
BK081509..BG	160 - 180	8	150	20	7,5	120
BK101509..BG	160 - 180	10	150	30	7,5	120
BK082009..BG	160 - 180	8	200	20	7,5	120
BK102009..BG	160 - 180	10	200	30	7,5	120

Double layer element ø 8mm for pre-fabricated section and slip form

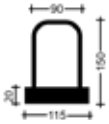

Double layer element ø 10mm for pre-fabricated section and slip form

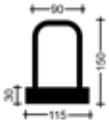

Box height only 20mm or 30mm!

PROCESSING



EASIER TO UNINSTALL THROUGH PERFORATION

As a result of the perforation, the remaining strips on each side of the cover can be removed very easily. The reinforcement systems PLEXUS®, PYRAPLEX® and PLEXUS® FTW are type-tested. They are certified according to DIN EN 1992-1-1 with NA(D), Eurocode 2 and the DBV leaflet "Bending back of reinforcing steel and requirements for deposit boxes according to Eurocode 2":



Translation: It says the plastic must be totally removed.

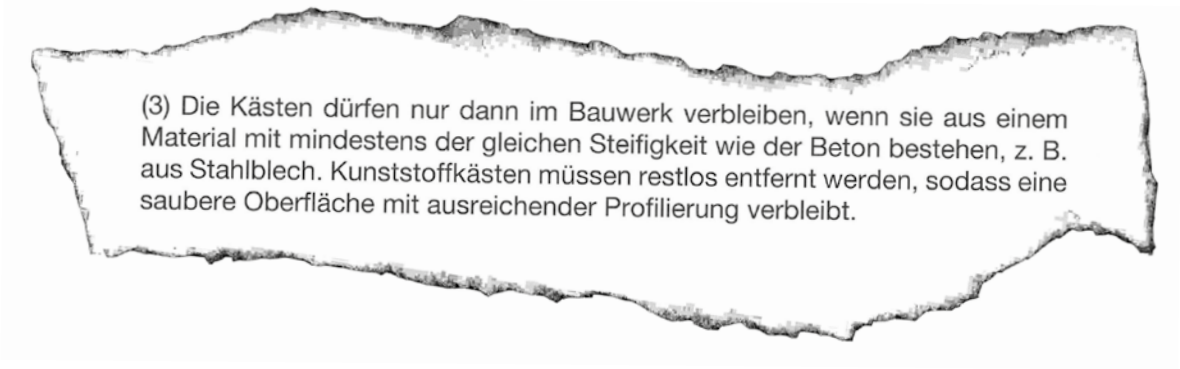

(3) Die Kästen dürfen nur dann im Bauwerk verbleiben, wenn sie aus einem Material mit mindestens der gleichen Steifigkeit wie der Beton bestehen, z. B. aus Stahlblech. Kunststoffkästen müssen restlos entfernt werden, sodass eine saubere Oberfläche mit ausreichender Profilierung verbleibt.

PLEXUS® CUSTOM-MADE PRODUCT

Customer: _____

Project: _____

Date: _____

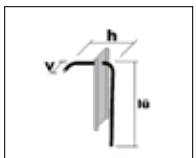

TYPE "A"

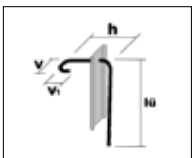

TYPE "C"

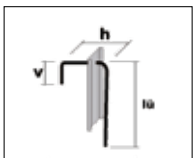

TYPE "I"

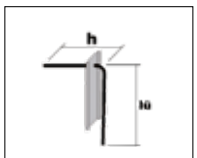

TYPE "D"

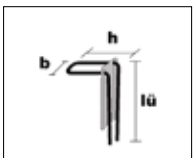

TYPE "B"

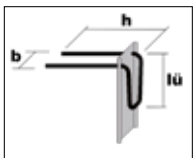

TYPE "E"

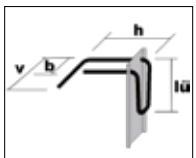

TYPE "F"

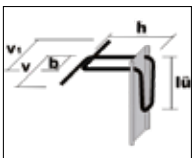

TYPE "O"

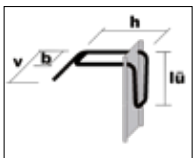

TYPE "L"

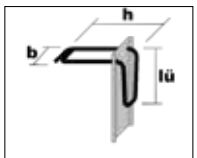

TYPE "G"

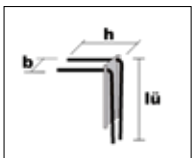

TYPE "DD"

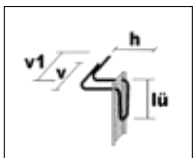

TYPE "K"

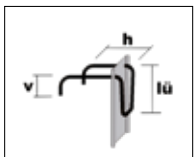

TYPE "H"

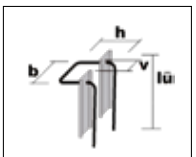

TYPE "M"

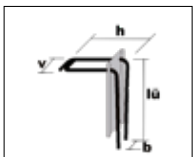

TYPE "AA"

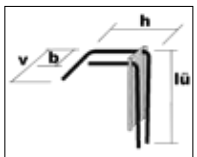

TYPE "AD"

* Execution P / X / F	Piece	Type	Iron Ø (mm)	Stirrup distances (cm)	Stirrup width b (cm)	Stirrup height h (cm)	Pull out length lü (cm)	v / v1 (cm)	Box width (cm)	Length of elemet (cm)

**** Execution: P = PLEXUS®, X = PYRAPLEX®, F = PLEXUS® for precast industrie***

With the models "E", "F", "L", "G", "O", "K" und "H", the bracket height may vary by 1 to 2 cm. This can be prevented by using "position securing strips", which have to be ordered separately.

PRODUCTS

FORMWORK SYSTEMS

SCHALROHR MONOTUB RUND

Column formwork Monotub round

Flexibility
All dimensions from Ø 150mm to Ø 1.200mm and all lengths available in 2-3 working days. Delivery to building site in customized length.

Quality
100% water-resistant and can be stored outside without damaging the quality of the tubes. The installation is in all weather conditions without problems possible. MONOTUB formworks provide a perfect concrete surface. On columns with diameter 650mm or bigger two vertical joints of the PVC insert will remain visible on the column.

Cost-effectiveness
Fast an economical to use. Several columns can be poured in one working stage, guaranteeing optimum building progress on site. Extremely light and easy to handle during transport and erection. In the most of cases are no crane required on site. With the integrated zipp-off the columns are stripped easily in seconds.

100% waterproof

Eco-friendly
No cleaning and return of the formwork necessary. Requires no mould oils or release agents. Unproblematic waste disposal.

Special solutions
With self-compacted concrete (SCC),
Length to 13m

Angled support brackets
in different types

SPANNGURT - MULTISTRAP

Tention belt - Multistrap with two wingnut, fits for all diameter

Item-No.	Pcs/Box	Pcs/Pallet
SRN	1	120

SCHALROHR MONOTUB RUND "GLATT"

Dimension Ø mm	Wall thickness mm	Speed of casting m/h	Required amount of concrete approx. m³/m	Weigth approx. kg/m
150	3	6	0,02	1,3
200	3	6	0,03	1,7
240	3	6	0,05	2,0
250	3	6	0,05	2,1
300	3	6	0,07	2,5
350	4	6	0,10	3,6
400	4	5	0,13	4,1
450	4	4	0,16	4,6
500	4	3	0,20	5,1
550	5	3	0,24	6,3
600	5	3	0,28	6,9
650	5	3	0,33	7,5
700	5	3	0,39	8,0
750	5	3	0,46	8,7
800	5	3	0,52	9,3
900	5	2	0,65	10,5
1000	6	2	0,79	11,5
1200	6	2	1,13	13,7

Column formwork Monotub round „smooth"

Perfect facing concrete!
If self-compacting concrete is used, the casting speeds have to be halved.

SCHALROHR MONOTUB RUND "SPIRAL"

Dimension Ø mm	Wall thickness mm	Speed of casting m/h	Required amount of concrete approx. m³/m	Weigth approx. kg/m
150	3	6	0,02	1,3
200	3	6	0,03	1,7
240	3	6	0,05	2,0
250	3	6	0,05	2,1
300	3	6	0,07	2,5
350	4	6	0,10	3,6
400	4	5	0,13	4,1
450	4	4	0,16	4,6
500	4	3	0,20	5,1
550	5	3	0,24	6,3
600	5	3	0,28	6,9
650	5	3	0,33	7,5
700	5	3	0,39	8,0
750	5	3	0,46	8,7
800	5	3	0,52	9,3
900	5	2	0,65	10,5
1000	6	2	0,79	11,5
1200	6	2	1,13	13,7

Column formwork Monotub round „spiral"

If self-compacting concrete is used, the casting speeds have to be halved.

Column formwork Nevotube® „square“

SCHALROHR NEVOTUBE® “QUADRAT“

Flexibility
All dimensions from 150x150mm to 800x800mm available in 2-3 working days. Delivery to the building site in customized length.

Quality
100% water-resistant and can be stored outside without damaging the quality of the tubes. The installation is in all weather conditions without problems possible. NEVOTUBE® formworks provide a perfect concrete surface. On columns up to 4 meters no visible, horizontal joints of the insert.

Cost-effectiveness
Fast an economical to use. Several columns can be poured in one working stage, guaranteeing optimum building progress on site. Extremely light and easy to handle during transport and erection. In the most of cases are no crane required on site.
The columns can be stripped easily with a knife in seconds.

Eco-friendly
No cleaning and return of the formwork necessary. Requires no mould oils or release agents. Unproblematic waste disposal.

Dimension mm	Outside Ø mm	Chamfer approx. mm	Speed of casting m/h	Required amount of concrete approx. m³/m	Weigth approx. kg/m
175x175	240	13	6	0,03	2,6
200x200	265	24	6	0,04	3,0
240x240	313	32	6	0,06	4,3
250x250	330	30	6	0,06	4,0
300x300	400	30	5	0,09	5,7
350x350	470	31	4	0,12	7,0
365x365	500	21	3	0,13	7,5
400x400	550	22	3	0,16	8,8
450x450	600	42	3	0,20	10,3
500x500	685	27	3	0,25	13,0

Perfect facing concrete! Other dimension available on request.
If self-compacting concrete is used, the casting speeds have to be halved.

SCHALROHR NEVOTUBE® "RECHTECK"

Dimension mm	Outside Ø mm	Chamfer approx. mm	Speed of casting m/h	Required amount of concrete approx. m³/m	Weigth approx. kg/m
175x240	330	25	6	0,04	2,8
175x300	376	25	6	0,05	3,5
175x400	479	25	6	0,07	5,0
200x240	300	18	6	0,05	3,7
200x250	300	27	6	0,05	3,7
200x300	350	17	6	0,06	4,3
200x350	430	30	6	0,07	4,9
200x400	488	30	5	0,08	5,8
200x450	533	30	5	0,09	7,2
200x500	580	30	5	0,10	7,6
240x250	330	24	6	0,06	4,0
240x300	360	31	6	0,07	5,0
240x350	400	33	5	0,08	5,6
240x365	400	51	5	0,09	5,7
240x400	450	25	5	0,10	6,8
240x450	500	18	5	0,11	8,7
240x500	598	30	4	0,12	6,9
240x550	640	30	4	0,13	8,9
240x600	690	30	4	0,14	9,8
250x300	360	38	6	0,08	5,0
250x350	400	40	5	0,09	5,8
250x400	450	31	5	0,10	6,5
250x450	500	23	5	0,11	7,6
250x500	550	18	4	0,13	7,9
250x550	645	30	4	0,14	9,0
250x600	701	30	3	0,15	9,9
300x350	450	16	5	0,11	6,8
300x400	470	38	4	0,12	7,3
300x450	500	54	4	0,14	8,1
300x500	550	47	3	0,15	8,8
300x550	600	39	3	0,17	10,0
300x600	650	35	3	0,18	11,2
350x400	500	38	4	0,14	8,5
350x450	550	26	3	0,16	8,8
350x500	600	16	3	0,18	9,3
350x550	696	30	3	0,18	9,6
350x600	685	16	3	0,21	12,2
400x450	550	60	3	0,18	9,3
400x500	600	48	3	0,20	10,0
400x550	650	37	3	0,22	11,2
400x600	700	28	3	0,24	12,3
450x500	650	28	3	0,23	10,8
450x550	685	33	3	0,25	12,5
450x600	700	60	3	0,27	12,8
500x600	750	37	3	0,30	14,2

Perfect facing concrete! Other dimensions available on request.
If self-compacting concrete is used, the casting speeds have to be halved.

Column formwork Nevotube® „rectangular"

Attention: Chamfer not always 45°

SCHALROHR NEVOTUBE® "SCHARFE KANTE"

Column formwork Nevotube® „with sharp angle"

Dimension mm	Outside Ø mm	Speed of casting m/h	Required amount of concrete approx. m³/m	Weigth approx. kg/m
200x200	332	6	0,04	3,0
240x240	388	6	0,06	3,6
250x250	403	6	0,06	4,0
300x300	473	5	0,09	4,8
350x350	554	4	0,12	5,5
400x400	625	3	0,16	7,5
450x450	695	3	0,20	8,3
500x500	777	3	0,25	9,0
200x250	369	6	0,05	3,5
200x300	409	6	0,06	3,8
200x350	462	6	0,07	4,2
200x400	506	5	0,08	4,5
200x500	597	4	0,10	4,2
250x300	449	5	0,08	4,7
250x350	489	5	0,09	5,5
250x400	530	4	0,10	5,7
250x500	617	3	0,13	8,0
300x350	520	4	0,11	5,1
300x400	560	3	0,12	7,5
300x500	642	3	0,15	8,2
350x400	590	3	0,14	7,9
350x500	670	3	0,18	8,6
400x500	700	3	0,20	9,4

Perfect facing concrete! Other dimensions available on request.
If self-compacting concrete is used, the casting speeds have to be halved.

SCHALROHR NEVOTUBE® "OVAL"

Column formwork Nevotube® „oval"

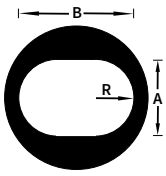

Dimension „A" mm	Dimension „B" mm	Radius „R" mm	Outside Ø mm	Weigth approx. kg/m
200	500	100	600	6,4
250	400	125	500	4,3
250	500	125	600	6,4
250	600	125	700	7,1
300	500	150	600	6,4
300	600	150	700	7,1
350	500	175	600	6,4
350	600	175	700	7,1
400	600	200	700	7,1

Perfect facing concrete! Other dimensions available on request.
If self-compacting concrete is used, the casting speeds have to be halved.

SCHALROHR NEVOTUBE® "6-ECK"

Spanner size "S" mm	Corner "E" mm	Leg length "A" mm	Outside Ø mm	Weigth approx. kg/m
250	288	144	394	3,7
300	346	173	452	4,4
350	404	202	510	5,1
400	462	231	567	6,3
500	578	289	682	7,4

Perfect facing concrete! Other dimensions available on request.
If self-compacting concrete is used, the casting speeds have to be halved.

Column formwork Nevotube® „Hexagon"

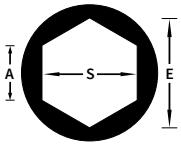

SCHALROHR NEVOTUBE® "8-ECK"

Spanner size "S" mm	Corner "E" mm	Leg length "A" mm	Outside Ø mm	Weigth approx. kg/m
250	270	104	376	3,5
300	325	125	430	4,2
350	379	145	484	4,8
400	433	166	538	6,0
500	541	207	646	7,0

Perfect facing concrete! Other dimensions available on request.
If self-compacting concrete is used, the casting speeds have to be halved.

Column formwork Nevotube® „Oktagon"

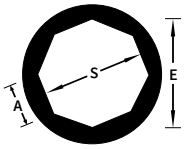

SCHALROHR NEVOTUBE® "WANDANSCHLUSSSÄULE"

Dimension mm	Outside Ø mm	Speed of casting m/h	Required amount of concrete approx. m^3/m	Weigth approx. kg/m
200x200	310	6	0,04	3,6
240x240	370	6	0,06	4,4
250x250	380	6	0,06	4,5
300x300	460	5	0,09	5,1
350x350	530	4	0,12	5,9
400x400	600	3	0,16	6,8
450x450	670	3	0,20	7,9
500x500	745	3	0,25	8,7
200x250	352	6	0,05	4,4
200x300	395	6	0,06	5,0
200x350	435	6	0,07	5,7
200x400	478	5	0,07	6,5
200x500	582	4	0,10	7,6
250x300	425	5	0,08	5,3
250x350	463	5	0,08	6,2
250x400	508	4	0,10	6,6
250x500	600	3	0,13	7,7
300x350	495	4	0,11	7,0
300x400	534	3	0,12	7,6
300x500	620	3	0,15	8,7
350x400	562	3	0,14	8,2
350x500	645	3	0,18	9,6
400x500	673	3	0,20	10,4

Perfect facing concrete! Other dimensions available on request.
If self-compacting concrete is used, the casting speeds have to be halved.

Column formwork Nevotube® „for existing walls"

SCHALROHR "STRUKTURMATTE"

Formliner in formworks on request possible

Formliners can be applied easy to any type of formwork, both vertically and horizontally. The formliners provides different textures and reliefs on the concrete finishing. More than 50 different types available.

Considerable Advantages:
- high quality
- very flexible
- limited weight
- fast application
- 100% recyclable
- fast removal - without parting compound

STRUKTURMATTE

Application of formliners:
- The surface have to be clean of dust, fat, colour or other materials.
- Put the glue streaky on the complete surface in distance of 20cm.
- After approx. 2 minutes the formliners can be applied on the surface of the formwork.

Mod. 001
Dimension: 4.000x1.300mm

Mod. 003
Dimension: 4.000x1.250mm

Mod. 004
Dimension: 4.000x1.250mm

Mod. 005
Dimension: 4.000x1.300mm

Mod. 006
Dimension: 4.000x1.300mm

Mod. 008
Dimension: 4.000x1.285mm

Mod. 051
Dimension: 4.000x1.220mm

Mod. 053
Dimension: 4.000x1.210mm

Mod. 057
Dimension: 4.000x1.200mm

Length and width tolerance +/–2,0mm

KLEBSTOFF-SPRAY

Item-No.	Quantity/ Can g	Quantity/ Pcs
TSMKS	400	1

Glue-spray
400 g = +/- 15m²

KLEBSTOFF-FLÜSSIG IM KANISTER

Item-No.	Quantity/ Canister l	Quantity/ Pcs
TSMKF	20	1

Liquid glue in canister
20 l = +/- 300m²

Coat the edges and put the glue with an interval of +/- 20cm on the formliners.

KLEBEBAND FUGENABDICHTUNG

Item-No.	Width/ Coil mm	Quantity/ Coil m	Quantity/ Pcs
TSMKB	30	50	1

Tape for joint sealing
30mm x 50m

EXAMPLE STRUKTURMATTEN





APPLICATION-SPECIFIC INFORMATION

Transport:

- Always lay column formworks on a large contact surface to avoid the formation of pressure marks.
- Column formworks must be protected against knocks and damage during transport.
- Avoid all contact with sharp edges or side panels when loading and unloading.
- Any transport damage or other defects must be indicated on the delivery documents upon receipt of the products.
- Our warranty only extends to defects indicated on the delivery documents immediately on receipt.

Storage:

- Column formworks are 100% water-resistant.
- They can be stored outdoors and installed in all weather conditions.
- Do not cover, and avoid heat accumulation.

Installation:

- Do not force column formworks over any too big reinforcement bars and/or spacers.
- Set column formworks in axis on the basement and fix with a wooden cross or column formwork fixing.
- In the case of square or rectangular formworks, pay attention to their orientation.
- Set up in a perpendicular orientation and secure against buoyancy using a multistrap and tension/pressure resistant props on the ceiling side.

Concreting work pursuant to DIN EN 1992-1-1:

- Prior to concreting, check the concrete coverage, the placement of the spacers, and the quality and condition of the film or inner lining.
- See catalogue for casting speeds and concrete requirements.
- If self-compacting concrete is used, the casting speeds have to be halved.
- Perform concreting slowly to allow any air bubbles between the formwork and the film to escape upwards.
- With MONOTUB RUND „GLATT“, face-side adhesive tape does not provide complete protection against the penetration of concrete milk between the column formwork and the film; it is therefore necessary to work with a concreting pipe.
- Pour and compact concrete with the concrete pump or concreting pipe in sections of approx. 50-60 cm.
- Only ever use an internal vibrator for compacting.
- Pump hose and vibrator must not touch the inside of the column formwork.
- The fall height of the concrete must be limited to about 1.5 m when installing without installation tubes or hoses (see DBV info sheet).
- Once all work has been completed, perform final compaction and recheck perpendicularity and dimensions.

Stripping:

- Observe the necessary post-treatment times for your particular concrete formulation when stripping.
- The column formworks must be removed at the latest two days after concreting.
- Opening is fast and easy with the aid of the integrated zip-off (only with circular formworks).
- A knife should be used for stripping with square or rectangular formworks.
- Following removal of the inner formwork shell, the formwork can remain on the concrete column for continued protection.

Disposal:

- Clean components can be unproblematically subjected to type-sorted disposal.

Shortening formworks on site:

- Release zip-off and shorten formwork.
- Shorten film and stick back with the zip-off tensioned.
- Erect with the cut end towards the bottom.
- Note: In the event that the zip-off is also cut when the formwork is shortened and the formwork is erected with the cut end to the top, the zip-off may slip down between the formwork and the film and leave a mark on the finished concrete column!

WARNING: No warranty claims will be accepted in the event of non-compliance with our Application-Specific Information!

PRODUCTS

CONSTRUCTION FILM & DIMPLED SHEET

TEST CERTIFICATION ON REQUEST

PE-DAMPFBREMSFOLIE

Vapour Barrier Sheets white or blue

The PE vapour barrier film is a specially manufactured film with high vapour diffusion resistance. The PE-Dampfbremsfolie will be fixed inside of the building components to prevent an air change from inside and outside. A result is the preventation of creation of condensation.

Item-No.	Strength mm	Width m	Length m	Quantity of coil	m²/ Pallet
FDB16...	0,160	4	25	75	7.500
FDB20...	0,200	4	25	52	5.200
FDB25...	0,250	4	25	46	4.600
FDB45...	0,450	4	25	27	2.700

Other dimension (width/length) available on request.

- tested according DIN 13984
- fire classification E
- not permeable

PE-BAUFOLIE - TRANSPARENT

PE-Construction Film transparent



The transparent construction film is made of low-density 100% polyethylene. Transparent with no self-coloration.

Item-No.	Strength mm	Width m	Length m	Quantity of coil	m²/ Pallet
FNS030...	0,030	2	100	100	20.000
FNS040...	0,040	2	100	10	20.000
FNS040...	0,040	4	100	75	30.000
FNS050...	0,050	2	50	100	10.000
FNS050...	0,050	4	50	75	15.000
FNS060...	0,060	2	50	100	10.000
FNS060...	0,060	4	50	75	15.000
FNS100...	0,100	2	50	94	9.400
FNS100...	0,100	4	50	60	12.000
FNS120...	0,120	2	50	75	7.500
FNS120...	0,120	4	50	46	9.200
FNS150...	0,150	2	50	75	7.500
FNS150...	0,150	4	50	44	8.800
FNS200...	0,200	2	50	60	6.000
FNS200...	0,200	4	50	33	6.600
FNS300...	0,300	4	25	44	4.400
FNS400...	0,400	4	25	27	2.700
FNS500...	0,500	4	25	27	2.700

Other dimension (width/length) available on request.

PE-BAUFOLIE - TRANSLUZENT

Robust Eco-film. Based on different coloring. It is possible that the film can have minimal variation of colours.

PE-Construction Film translucent

Item-No.	Strength mm	Width m	Length m	Quantity of coil	m²/ Pallet
FTS050...	0,050	2	50	100	10.000
FTS050...	0,050	4	50	75	15.000
FTS060...	0,060	2	50	100	10.000
FTS060...	0,060	4	50	75	15.000
FTS100...	0,100	2	50	94	9.400
FTS100...	0,100	4	50	60	12.000
FTS120...	0,120	2	50	75	7.500
FTS120...	0,120	4	50	46	9.200
FTS150...	0,150	2	50	75	7.500
FTS150...	0,150	4	50	44	8.800
FTS200...	0,200	2	50	60	6.000
FTS200...	0,200	4	50	33	6.600
FTS300...	0,300	4	25	44	4.400
FTS400...	0,400	4	25	27	2.700
FTS500...	0,500	4	25	27	2.700

Other dimension (width/length) available on request.

PE-BAUFOLIE - OPAK

100% recycled material. Depending on origin: opaque / minimal colored.

PE-Construction Film opaque

Item-No.	Strength mm	Width m	Length m	Quantity of coil	m²/ Pallet
FOS100...	0,100	2	50	4	9.400
FOS100...	0,100	4	50	60	12.000
FOS120...	0,120	2	50	75	7.500
FOS120...	0,120	4	50	46	9.200
FOS150...	0,150	2	50	75	7.500
FOS150...	0,150	4	50	44	8.800
FOS200...	0,200	2	50	60	6.000
FOS200...	0,200	4	50	33	6.600
FOS300...	0,300	4	25	44	4.400
FOS400...	0,400	4	25	27	2.700
FOS500...	0,500	4	25	27	2.700

Other dimension (width/length) available on request.

TEST CERTIFICATION ON REQUEST

NEVOBAHN® - STANDARD

Nevobahn® Standard

NEVOBAHN® Standard is very durable - it is rot-proof and impervious. The NEVOBAHN® Standard is specifically for foundation wall protection and blinding beds. Naturally the NEVOBAHN® are proved acc. DIN-guidline - following test certifications:

- Determination of resistance to water penetration acc. to DIN EN 1928
- Determination of water tightness acc. to DIN EN 13967
- Determination of water vapour transmission rate acc. to DIN EN ISO 15106-3
- Determination of resistance to tearing (nail shank) acc. to DIN EN 12310-1
- Test report on compressive strength

Item-No.	Width m	Length m	Quantity of coil	m²/ Pallet
NBS05020SP60	0,5	20	60	600
NBS10020SP30	1,0	20	30	600
NBS15020SP15	1,5	20	15	450
NBS20020SP15	2,0	20	15	600
NBS25020SP15	2,5	20	15	750
NBS30020SP25	3,0	20	25	1.500
NBS40020SP20	4,0	20	20	1.600



Developed for foundation wall protection
provides ventilation over the wall surface covered



Developed for blinding beds
cost- and timesaving

NEVOBAHN® - MIT GLEITFOLIE

Nevobahn® with sliding film



As soon as the refilling material settles, the NEVOBAHN® will seperat from the sliding film. This sliding area thus created prevents forces of gravitation from damaging the waterproofing coat - in addition the rear-ventilation is ensured.

Item-No.	Width m	Length m	Quantity of coil	m²/ Pallet
NBGF20020	2,0	20	6	240

NEVOBAHN® - MIT DRAINAGEVLIES

NEVOBAHN® with drainage textile seperate the masonry from the soil. The drainage textile secure drainage of groundwater in accordance with required DIN-standards. It`s also suitable for application of „perimeter insulation“.

Item-No.	Width m	Length m	Quantity of coil	m²/ Pallet
NBD10020	1,0	20	12	240
NBD20020	2,0	20	6	240
NBD25020	2,5	20	6	300

Nevobahn® with drainage textile



Developed for foundation wall protection

NEVOBAHN® - MIT DRAINAGEVLIES UND GLEITFOLIE

NEVOBAHN® with drainage textile and sliding film prevents the waterproofing coat or other materials for waterproofing. This sliding area thus created, guarants a save waterproofing of the perculation water.

Item-No.	Width m	Length m	Quantity of coil	m²/ Pallet
NBDG10020	1,0	20	12	240
NBDG20020	2,0	20	6	240
NBDG25020	2,5	20	6	300

Nevobahn® with drainage textile and sliding film



Developed for foundation wall protection

NEVOBAHN® with drainage textile and NEVOBAHN® with drainage textile and sliding film are certificated by DIN-standards.

- Tests on the resistance to oxidation acc. to DIN EN ISO 13438
- Determination of water flow capacity in the plain acc. to DIN EN ISO 12958
- Determination of the resistance against weathering acc. to DIN EN 12224

NEVOBAHN® - 2+2 GEO MIT INTEGRIERTER DRAINAGESCHICHT

Nevobahn® - 2+2 GEO with drainage textile



The damage and inconvenience caused by water infiltration through basement walls - due to heavy rains, thawing snow, etc. - are nightmares for property owners. Various sheet products and thermal insulation systems have been offered in the past as answers to these problems. Now, with the introduction of NEVOBAHN® - 2+2 GEO with integrated geotextile layer, a new era has begun in protection of external insulation over foundation walls.

- Integrated geotextile layer, EN ISO 13252-compliant, with outstanding water permeability (110 l/m2/s according to EN ISO 11058) for fast drainage.
- Structural waterproofing sheet in compliance with DIN EN 13967. Additional design feature: air gap on rear side.
- Extremely high compressive strength of 370 kN/m2 provided by innovative 2+2 positive-negative dimple pattern.ur
- Safe for drinking water, impervious to root penetration, reto-proof, outstanding chemical resistance.
- 10 cm geotextile overhang extends over the geotextile of the neighbouring sheet section. Double overlap = double reliability.
- Equally well suited for new construction or retrofit installation to satisfy everstricter energy efficiency regulations.
- When properly installed NEVOBAHN® - 2+2 GEO with integrated geotextile layer protects against infiltration by hazardous gas emissions from soil, including radon gas.
- Low transport costs, shipped as compact, low-volume rolls.

Item-No.	Width m	Length m	Quantity of coil	m²/ Pallet
NBD22020	2,20	20	8	352

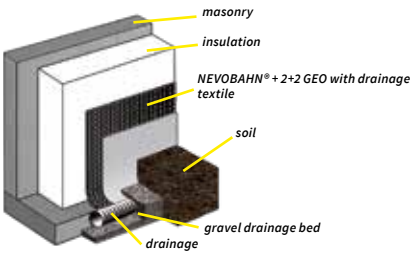

NEVOBAHN® - 2+2 GEO PLUS MIT INTEGRIERTER DRAINAGESCHICHT UND GLEITFOLIE

Nevobahn® - 2+2 GEO PLUS with drainage textile and sliding film



Look at item „NEVOBAHN® - 2+2 GEO“. This article is with sliding film.

Item-No.	Width m	Length m	Quantity of coil	m²/ Pallet
NBDG22020	2,20	20	8	352

TEST CERTIFICATION ON REQUEST

NEVOBAHN® - 20MM

NEVOBAHN® 20mm provides reliable full-surface drainage in tunnels and other underground structures esposes to heavy groundwater flow. Used as a seperating layer, it offers design engineers numberous advantes.
Furthermore the usage is for all areas with an high outstanding drainage capacity f.i. in underground garages or in construction of a stadium. As needed also with textile on naps possible.

Nevobahn® - 20mm

Test certificates:
- Determination of burning behavior acc. to DIN EN ISO 11925-2
- Determination of the water flow capacity in the plain acc. to DIN EN ISO 12958
- Determination of static puncture acc. to DIN EN ISO 12236
- Dynamic Perforation test acc. to DIN EN 13433
- Determination of tensile strength acc. to DIN EN ISO 10319
- Determination of resistance to tearing (nail shank) acc. to DIN EN 12310-1
- Water vapour transmission rate acc. to DIN EN ISO 15106-3

Item-No.	Width m	Length m	Quantity of coil	m²/ Pallet
NB2020020	2,0	20	5	200
NB2025020	2,5	20	5	250

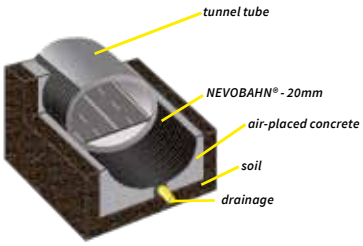

NEVO-RANDABSCHLUSSPROFIL

NEVO-Edge sealing profile provides for a neat border and secure fiting of the installed dimpled sheet. It also prevents foreign material from entering and obstruction the air gap between the dimpled sheet and the underlying wall.

NEVO-Edge sealing profile

Item-No.	Length m	m/ Bundle
NBRP200	2,0	40

NEVO-MONTAGEKNOPF

NEVO-Assembly button is for anchoring the NEVOBAHN® above of the waterproofing. They provide for close-fit, rapid installation over a wide variety of substrates. The fixation is with nails (3,5mm).

NEVO-Assembly buttons

Item-No.	Pcs/ Bag
NBMK	250

REFERENCES

Bossler Tunnel
Stuttgart / Ulm, Germany

Metro Budapest
Budapest, Hungary

Koralmtunnel
Graz / Klagenfurt, Austria

Sky Office
Düsseldorf, Germany

The Shard
London, Great Britain

Manchester City Football Club
Manchester, Great Britain

Estadio de Lux
Lisbon, Portugal

O2 World
Berlin, Germany

J. Reddington Aldgate
London, Great Britain

Sava Bridge
Belgrad, Serbia

Silberbergtunnel
Großbreitenbach, Germany

Granatkapelle
Mayerhofen im Zillertal, Austria

Justizvollzugsanstalt
Puch / Urstein, Austria

Ponte de la Poya
Freibourg, Switzerland

Queens medical centre
Nottingham, Great Britain

SALES MATERIAL

OKTAGON-PLUS® sample box

NEVOSAFE® sample box

Individual roll-ups

Product informationen / Flyer

Advertising material

Nevoga® video
1958 - 2019

Product application
Video OKTAGON®-PLUS

Product application
Video HOHLWANDDÜBEL-PLUS



Product application
Video NEVO-CONNECT®

Produktanwendungsfilm
OKTAGON®-PLUS

Produktanwendungsfilm
NEVOSAFE®-PLUS

Produktanwendungsfilm
Bewehrungsanschluss

ON REQUEST

EXAMPLE OF TEST CERTIFICATES / DATA SHEET



OUR LOCATIONS

GENERAL TERMS AND CONDITIONS

Our conditions of sale, delivery and payment apply exclusively for all contracts and agreements. To view the complete text have a look at www.nevoga.com. Upon request, we will be happy to supply you with the complete text.

INFORMATION

The information given is the best that Nevoga researched and prepared at this time.
The instruction sheets are recommendations. Correct use is the responsibility of the user.
Nevoga does not guarantee the accuracy and completeness of the information.
All rights for changes, mistakes, sentence and printing errors reserved.
Reprint only with written permission of Nevoga.

Nevoga GmbH

Znaimer Str. 4
DE 83395 Freilassing
Phone: +49 8654 4731-0
E-Mail: info@nevoga.com
www.nevoga.com

Edition: 08/2020